

THE DOMINICAN REPUBLIC AND THE UNITED STATES





The Dominican Republic and the United States: A relationship beyond tourism

The Dominican Republic is proud to present a brief summary that illustrates the long and strong relationship with the United States, seen from the tourism perspective, but encompassing the investment and partnership opportunities that have yet to be exploited.

The figures that will be presented below reflect the main tourism statistics such as tourist arrivals from the United States, their average stay, main ports of departure from the United States, characteristics of American tourists, and air traffic among our countries, as well as figures on trade and investment.

We hope to continue strengthening our relationship in the future, a relationship beyond tourism.

TOURIST ARRIVALS

FROM USA TO DOM

Ministry of Tourism
Dominican Republic

FITUR 2023



Ministerio de Turismo
REPÚBLICA DOMINICANA

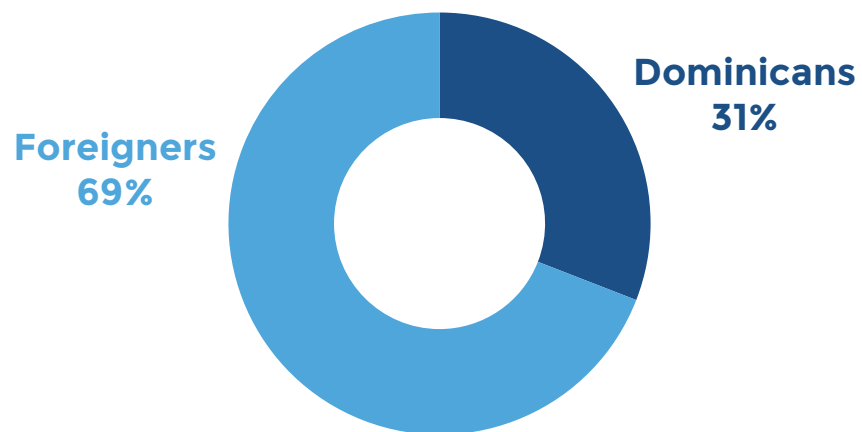
Tourist arrivals

from USA to DOM



Composition of arrivals

2022



ARRIVALS

Dominicans	1,158,934
Foreigners	2,594,146
Total	3,753,080



MALE

48%



FEMALE

52%

AGE GROUP

0 - 12

10%

13 - 20

7%

21 - 35

26%

36 - 49

26%

MORE THAN 50

31%

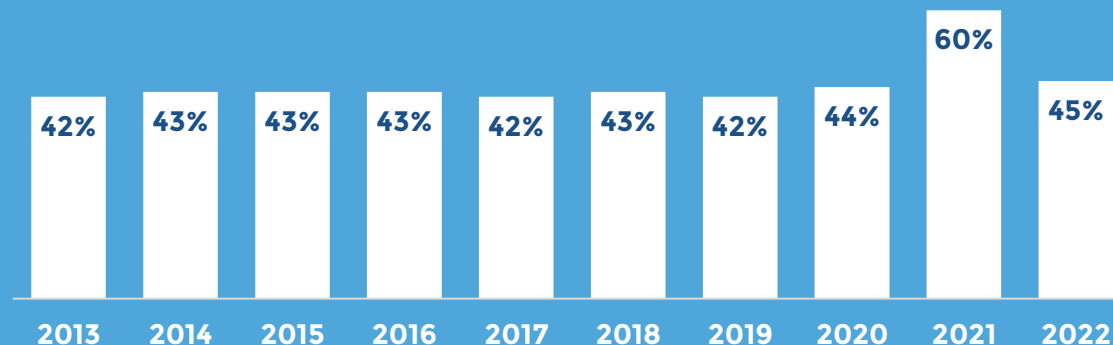
Tourist arrivals

from USA to DOM

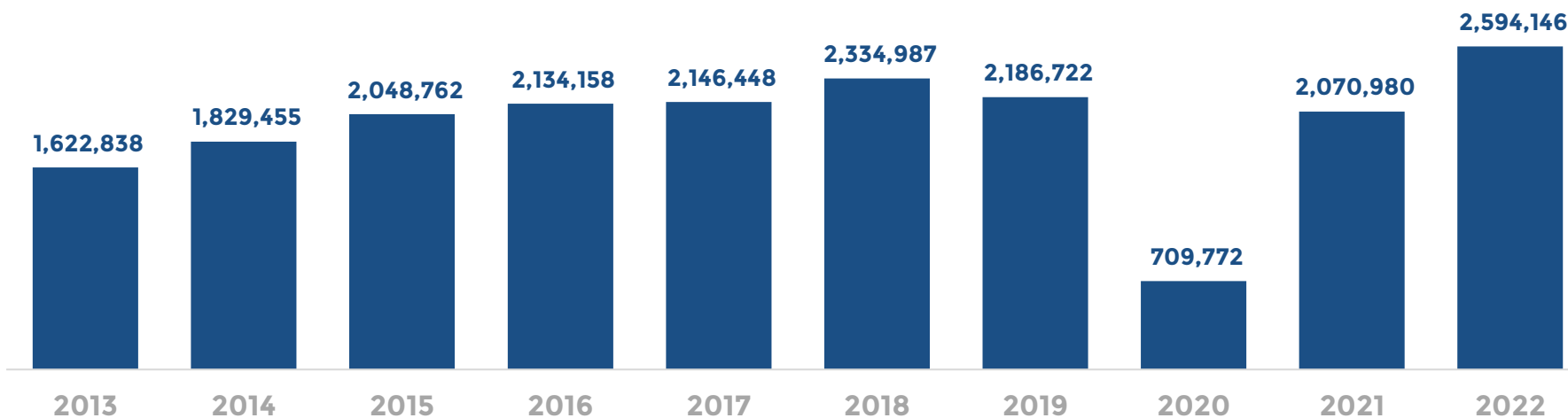


*Dominicans residing in the United States omitted

United States residents as % of arrivals*



Passengers




Profile arrivals

from USA to DOM in 2022

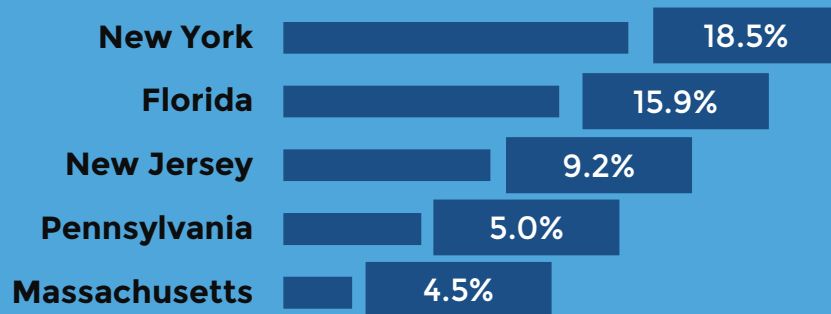


Dominicans residing in the United States omitted

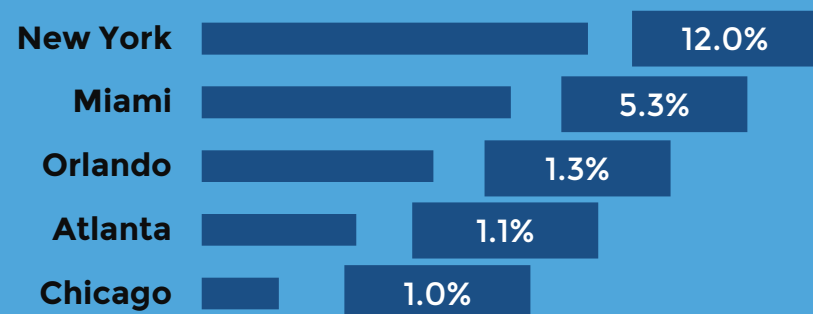


USA RESIDENT

TOP STATES RESIDENT



TOP CITIES RESIDENT



OTHERS
AIRPORTS

Las Americas	Cibao	Others
21%	10%	5%



THEY STAY

La Altagracia
56%

Santiago
6%

Gran Santo Domingo
14%



HOTEL
TYPE

Boutique	Premium Resort	Others
43%	31%	26%

Profile arrivals

from USA to DOM in 2022*



*Non-resident foreigners

FAMILY



37%

ADVENTURER



25%

ADULT



26%

SENIOR



12%

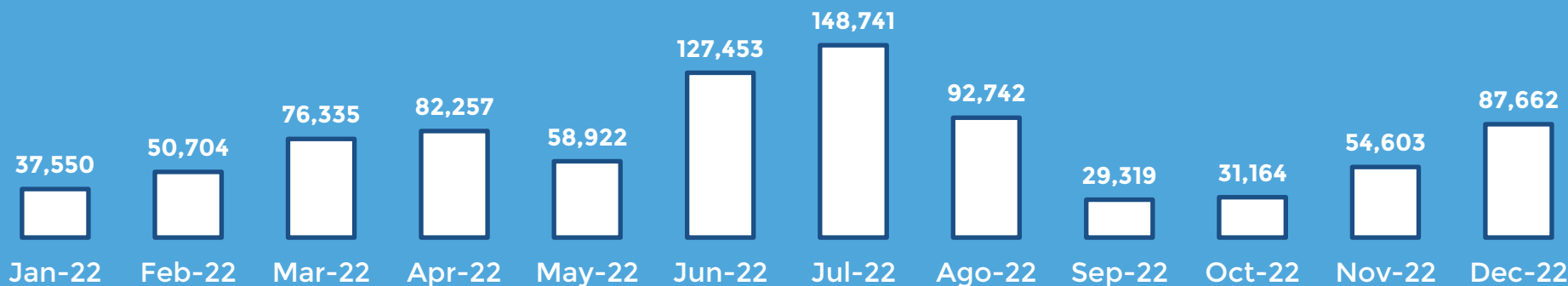
Profile arrivals

from USA to DOM in 2022*

*Non-resident foreigners



FAMILY



FAMILY

37%
of total

ARRIVAL AIRPORT

63% Punta Cana



OTHERS
AIRPORTS

Las Americas	Cibao	Others
19%	13%	5%

STAY

11 Nights



THEY STAY

La Altagracia
57%

Santiago
7%

Gran Santo Domingo 12%

ACCOMMODATION

63% Hotel



HOTEL
TYPE

Boutique	Premium Resort	Others
42%	31%	27%

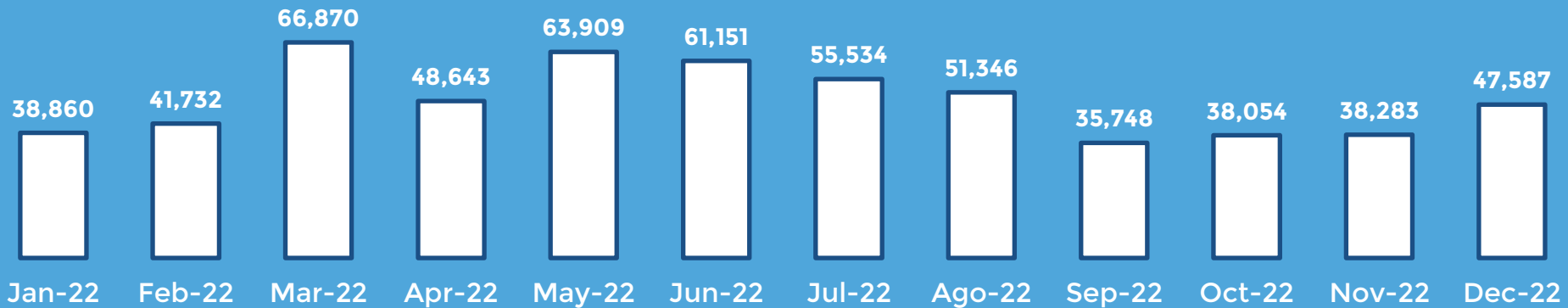
Profile arrivals

from USA to DOM in 2022*

*Non-resident foreigners



ADVENTURER



ADVENTURER

25%
of total

ARRIVAL AIRPORT

65% Punta Cana



OTHERS
AIRPORTS

Las Americas	Cibao	Others
21%	10%	4%

STAY

9 Nights



THEY STAY

La Altagracia
60%

Santiago
6%

Gran Santo Domingo
15%



ACCOMMODATION

66% Hotel



HOTEL
TYPE

Boutique	Premium Resort	Others
40%	32%	28%

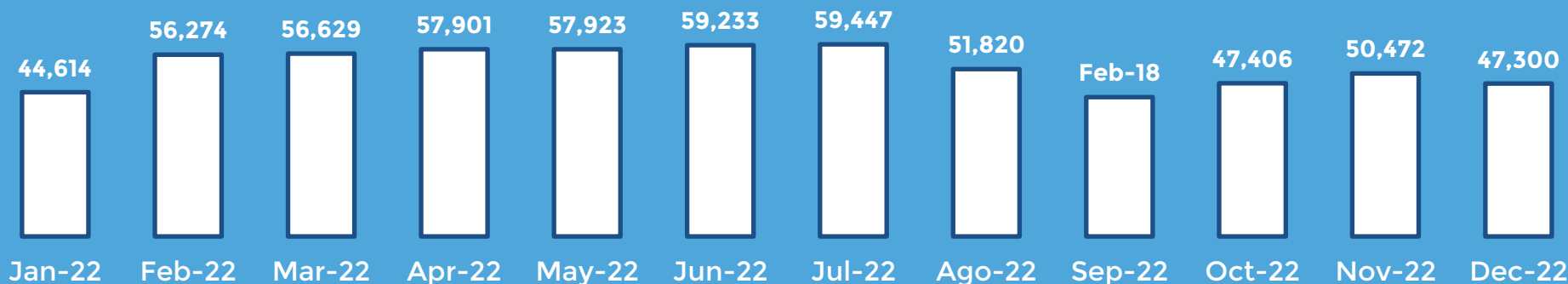
Profile arrivals

from USA to DOM in 2022*



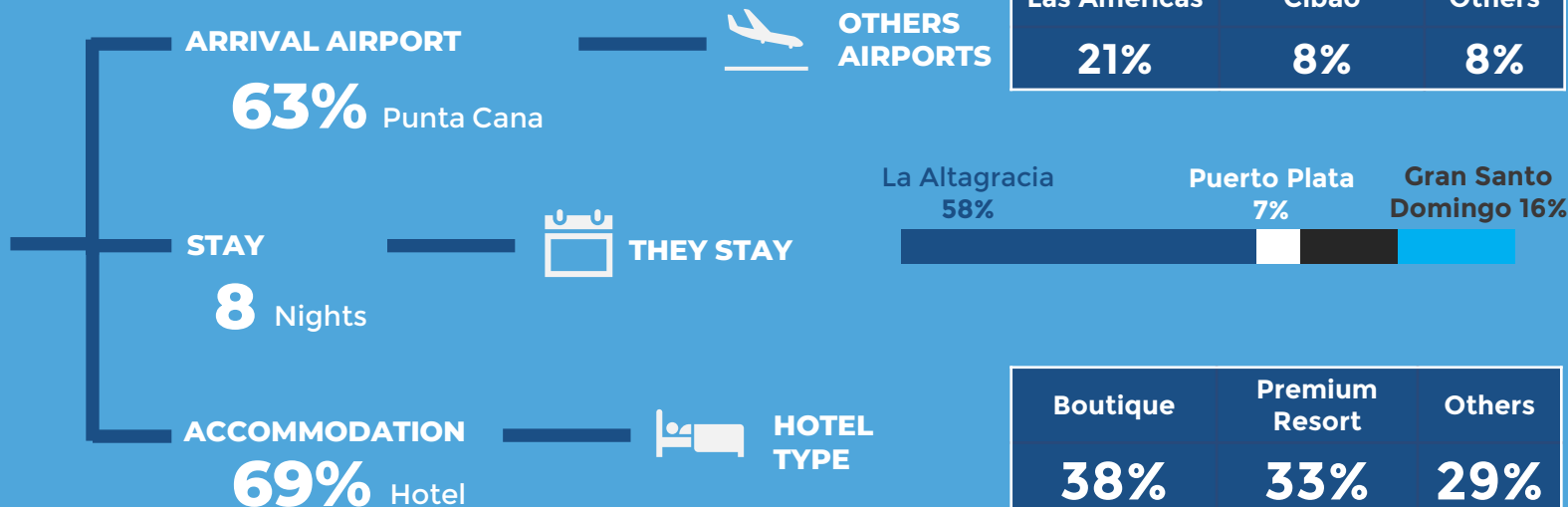
ADULT

*Non-resident foreigners



ADULT

26%
of total



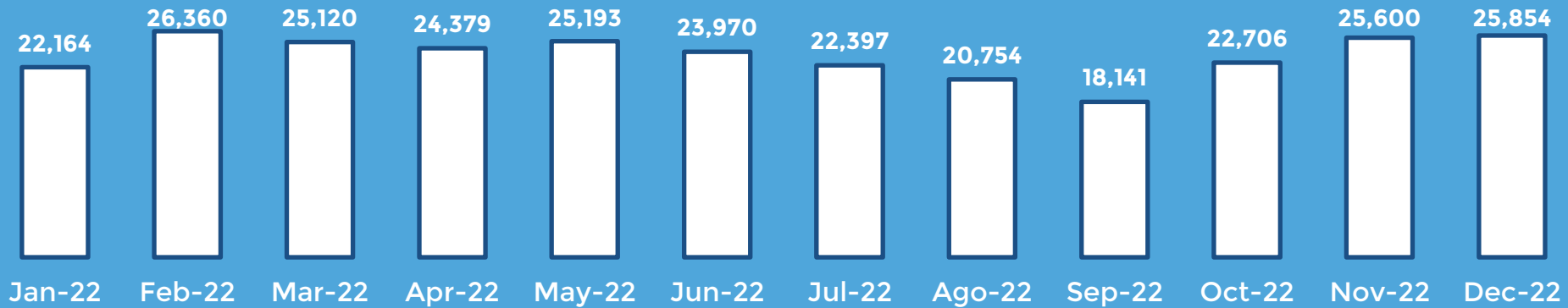
Profile arrivals

from USA to DOM in 2022*

*Non-resident foreigners



SENIOR



SENIOR

12%
of total

ARRIVAL AIRPORT

63% Punta Cana



OTHERS
AIRPORTS

Las Americas	Puerto Plata	Others
20%	9%	8%

STAY

10 Nights



THEY STAY

La Altagracia
57%

Puerto Plata
8%

Gran Santo Domingo
15%



ACCOMMODATION

69% Hotel



HOTEL
TYPE

Boutique	Premium Resort	Others
39%	32%	29%

AIRSPACE

FROM USA TO DOM

Ministry of Tourism
Dominican Republic

FITUR 2023


Ministerio de Turismo
REPÚBLICA DOMINICANA

Air traffic

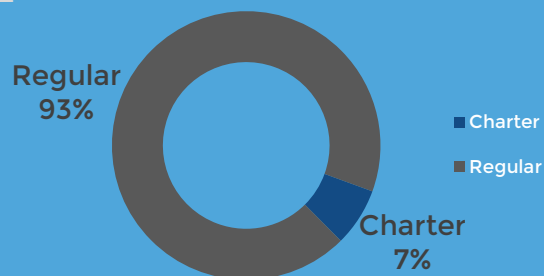
from USA to DOM



	2018	2019	2020	2021	2022
Cities	124	132	105	136	140
Airlines	177	175	160	233	230
Routes	292	313	260	360	352
Flights	25,083	28,038	14,881	29,277	29,096

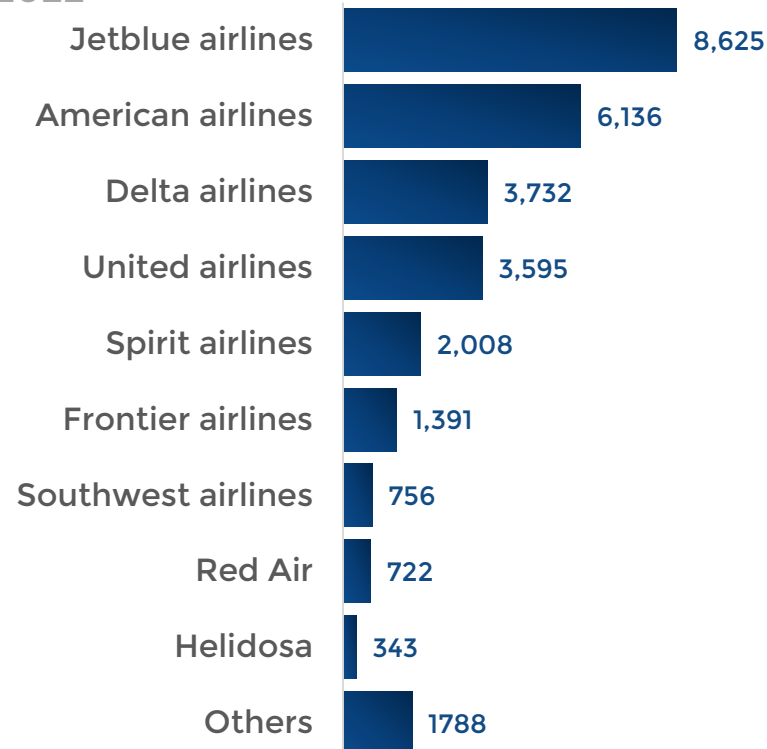
Flights by type of flight

2022



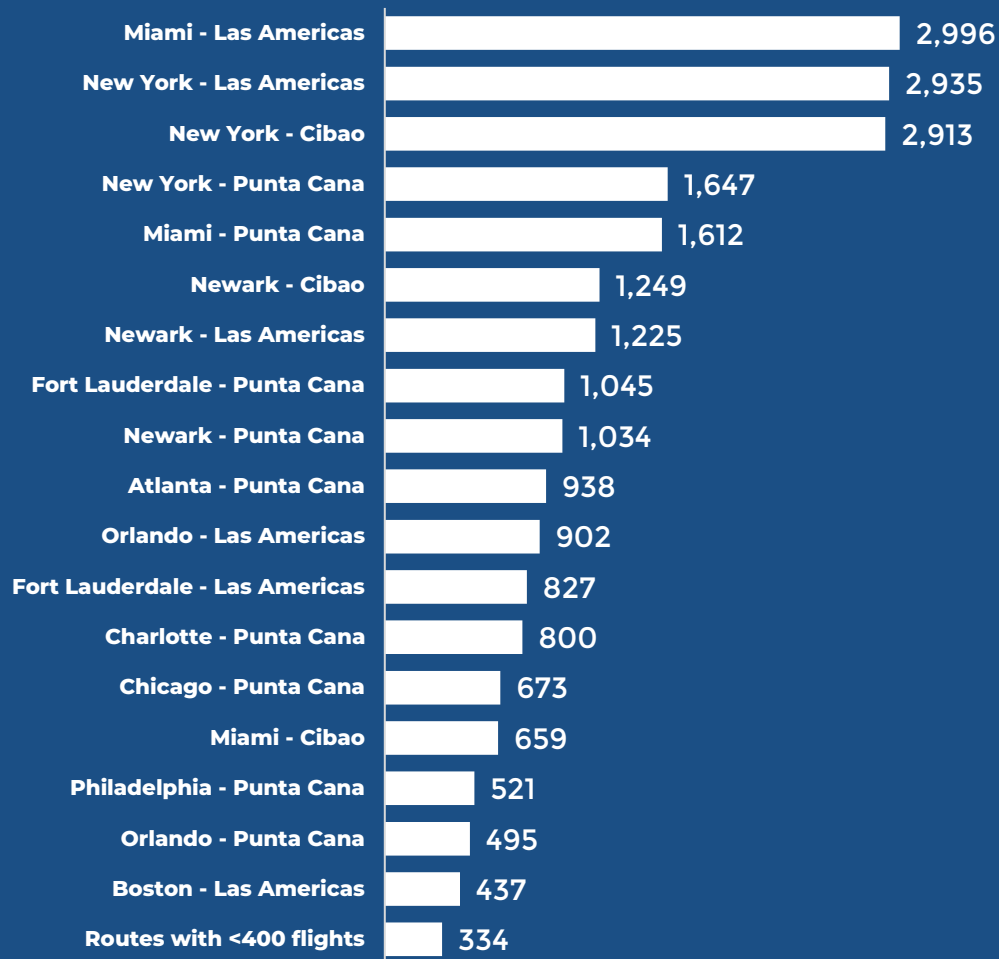
Flights by airline

2022



Main routes

2022 USA to DOM Flights



TRADE

BETWEEN FROM USA TO DOM

Ministry of Tourism
Dominican Republic


FITUR 2023



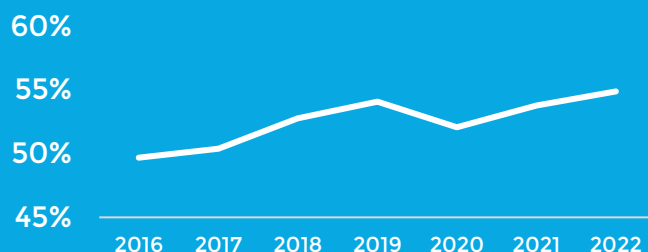
Ministerio de Turismo
REPÚBLICA DOMINICANA

Trade

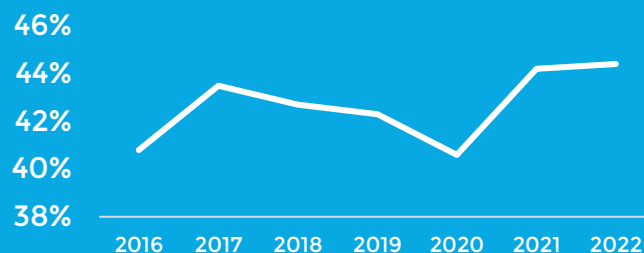
between USA to DOM in 2022



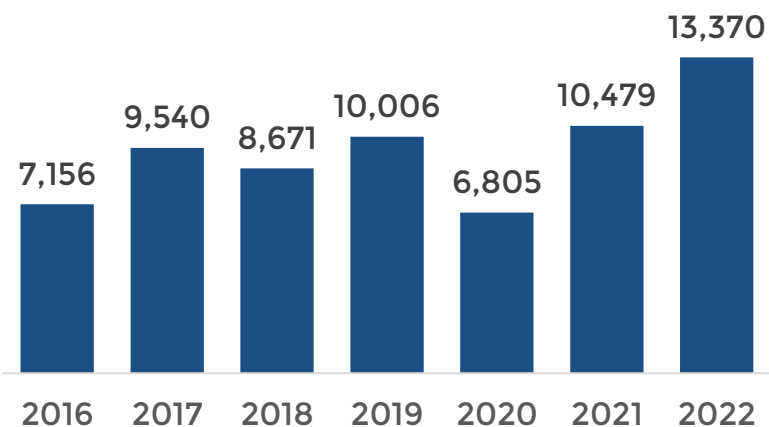
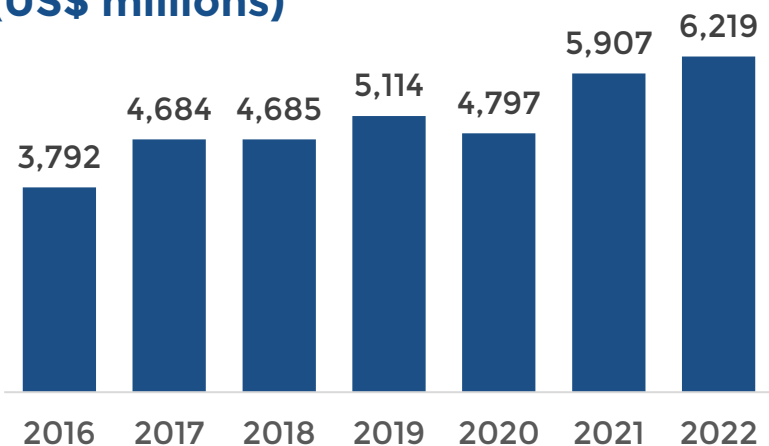
Exports from DOM to USA
(% of total)



Imports from USA to DOM
(% of total)



(US\$ millions)



Top trade products 2022

Exports From DOM to USA

	US\$ MM	% of world
Medicine instruments	1,014	74%
Cigars, cigarettes and tobacco	834	88%
Devices for electrical circuits	754	89%
Jewelry	658	100%
T-shirts and undershirts	263	62%

Imports

From USA
to DOM

	US\$ MM	% of world
Petroleum oil	2,681	73%
Petroleum gas and other gaseous hydrocarbons	1,342	97%
Crude petroleum	874	100%
Motor vehicles for tourism	526	43%
Plastic fabrications	430	64%



Ministerio de Turismo

REPÚBLICA DOMINICANA

situr@mitur.gob.do