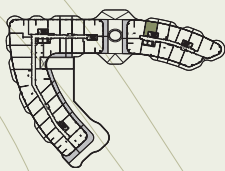
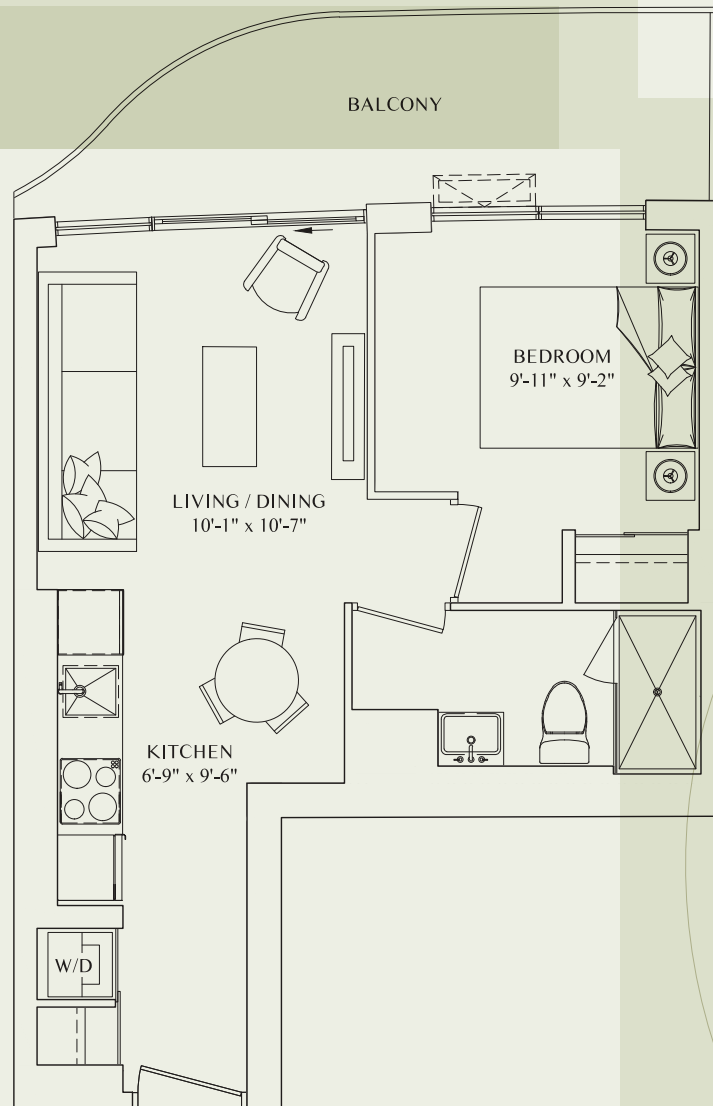


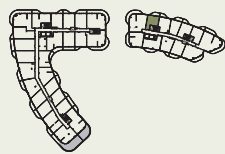
LILY

1A

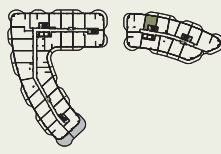
SUITE: 459 SQ.FT. | BALCONY: 86-107 SQ.FT.
1 BEDROOM, 1 BATHROOM
NORTHWEST FACING



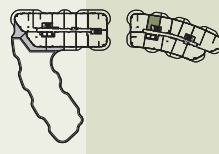
FLOOR THREE



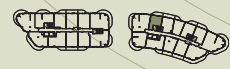
FLOOR FOUR



FLOOR FIVE



FLOOR SIX



FLOOR SEVEN



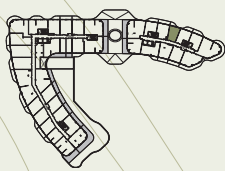
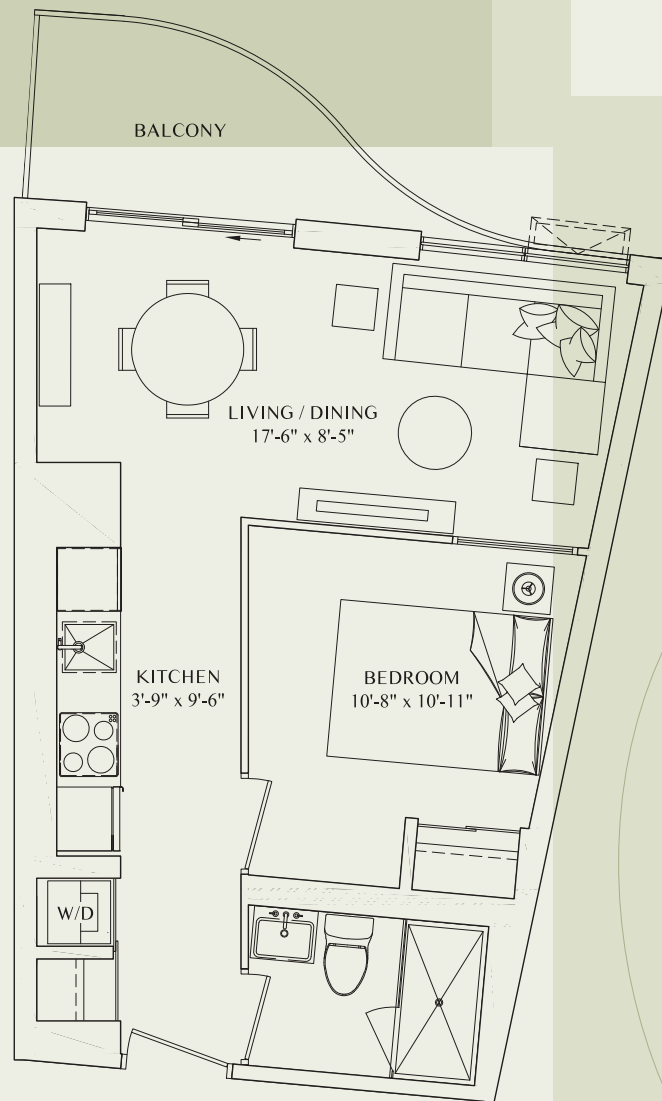
ASPENRIDGE

Illustrations are not to scale, materials, specifications and floorplans are subject to change without notice. All renderings are artist's concept only. All areas and stated room dimensions are approximate. Actual usable floor space may vary from the stated floor area. Floor area measured in accordance with Tarion warranty corporation. E. & O.E. Balcony sizes and configurations vary depending on floor level locations. October 2023.

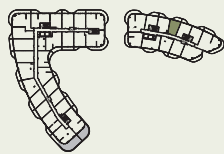
LILY

1B

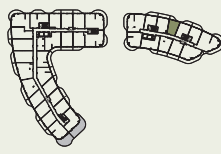
SUITE: 461 SQ.FT. | BALCONY: 57-83 SQ.FT.
1 BEDROOM, 1 BATHROOM
NORTHWEST FACING



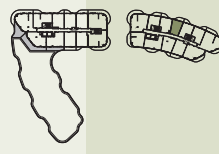
FLOOR THREE



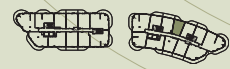
FLOOR FOUR



FLOOR FIVE



FLOOR SIX



FLOOR SEVEN



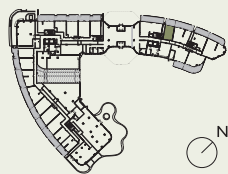
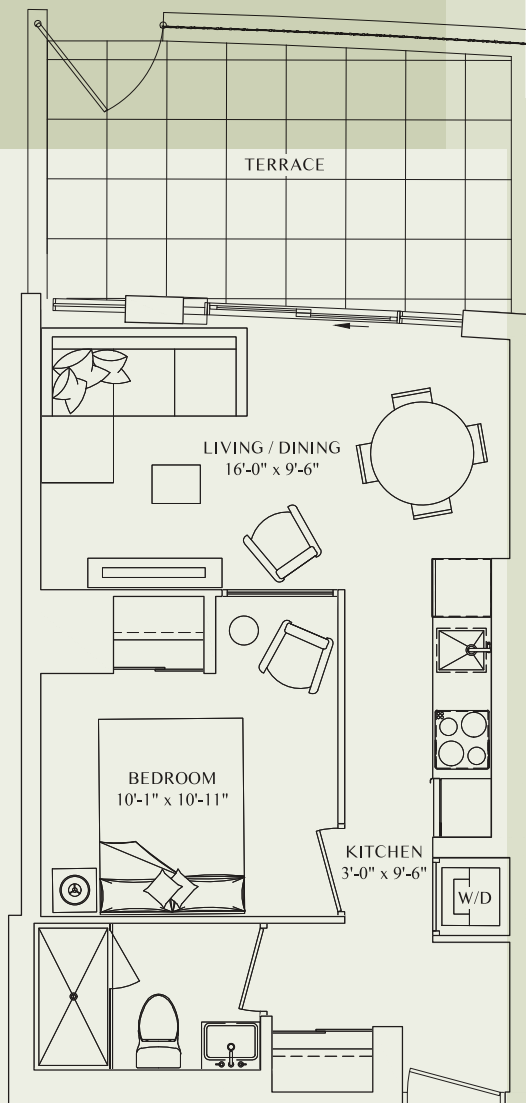
ASPENRIDGE®

Illustrations are not to scale, materials, specifications and floorplans are subject to change without notice. All renderings are artist's concept only. All areas and stated room dimensions are approximate. Actual usable floor space may vary from the stated floor area. Floor area measured in accordance with Tarion warranty corporation. E. & O.E. Balcony sizes and configurations vary depending on floor level locations. October 2023.

LILY

1C

SUITE: 466 SQ.FT. | TERRACE: 154 SQ.FT.
1 BEDROOM, 1 BATHROOM
NORTHWEST FACING



FLOOR ONE



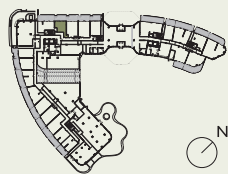
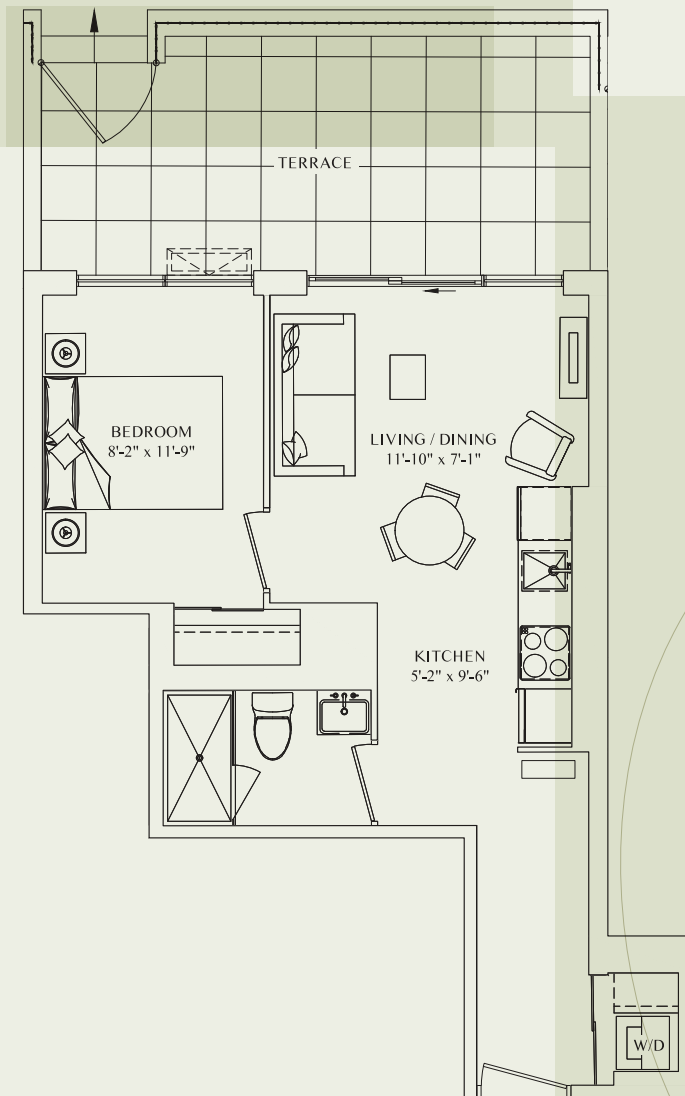
ASPENRIDGE

Illustrations are not to scale, materials, specifications and floorplans are subject to change without notice. All renderings are artist's concept only. All areas and stated room dimensions are approximate. Actual usable floor space may vary from the stated floor area. Floor area measured in accordance with Tarion warranty corporation. E. & O.E. Balcony sizes and configurations vary depending on floor level locations. October 2023.

LILY

1D

SUITE: 467 SQ.FT. | TERRACE: 189 SQ.FT.
1 BEDROOM, 1 BATHROOM
NORTHWEST FACING



FLOOR ONE



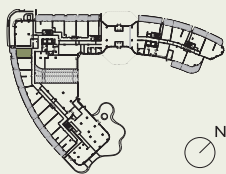
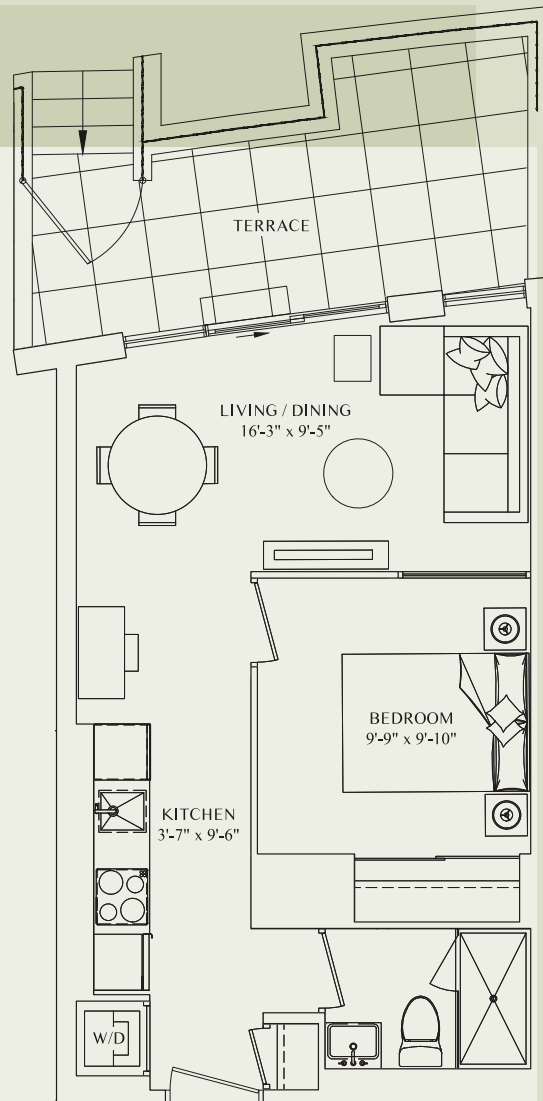
ASPENRIDGE

Illustrations are not to scale, materials, specifications and floorplans are subject to change without notice. All renderings are artist's concept only. All areas and stated room dimensions are approximate. Actual usable floor space may vary from the stated floor area. Floor area measured in accordance with Tarion warranty corporation. E. & O.E. Balcony sizes and configurations vary depending on floor level locations. October 2023.

LILY

1E

SUITE: 481 SQ.FT. | TERRACE: 140 SQ.FT.
1 BEDROOM, 1 BATHROOM
NORTHWEST FACING



FLOOR ONE



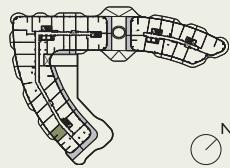
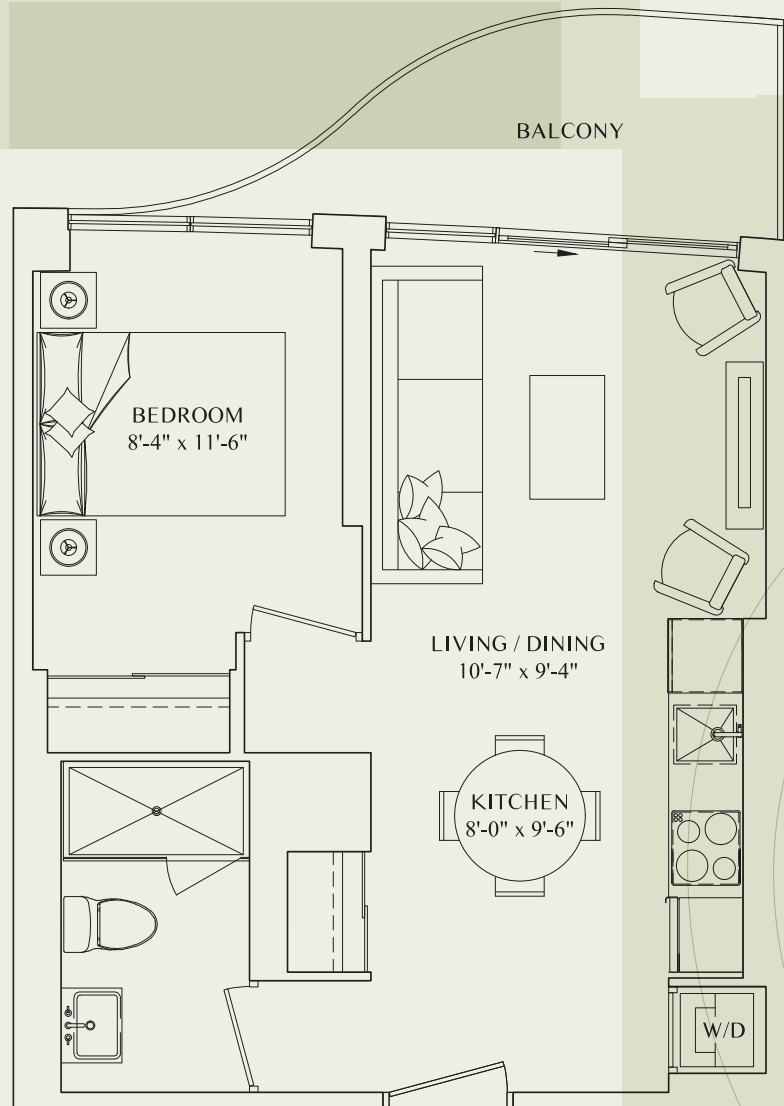
ASPENRIDGE

Illustrations are not to scale, materials, specifications and floorplans are subject to change without notice. All renderings are artist's concept only. All areas and stated room dimensions are approximate. Actual usable floor space may vary from the stated floor area. Floor area measured in accordance with Tarion warranty corporation. E. & O.E. Balcony sizes and configurations vary depending on floor level locations. October 2023.

LILY

1F

SUITE: 483 SQ.FT. | BALCONY: 67 SQ.FT.
1 BEDROOM, 1 BATHROOM
SOUTH FACING



FLOOR THREE



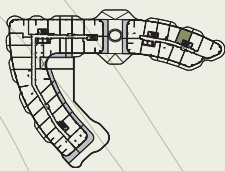
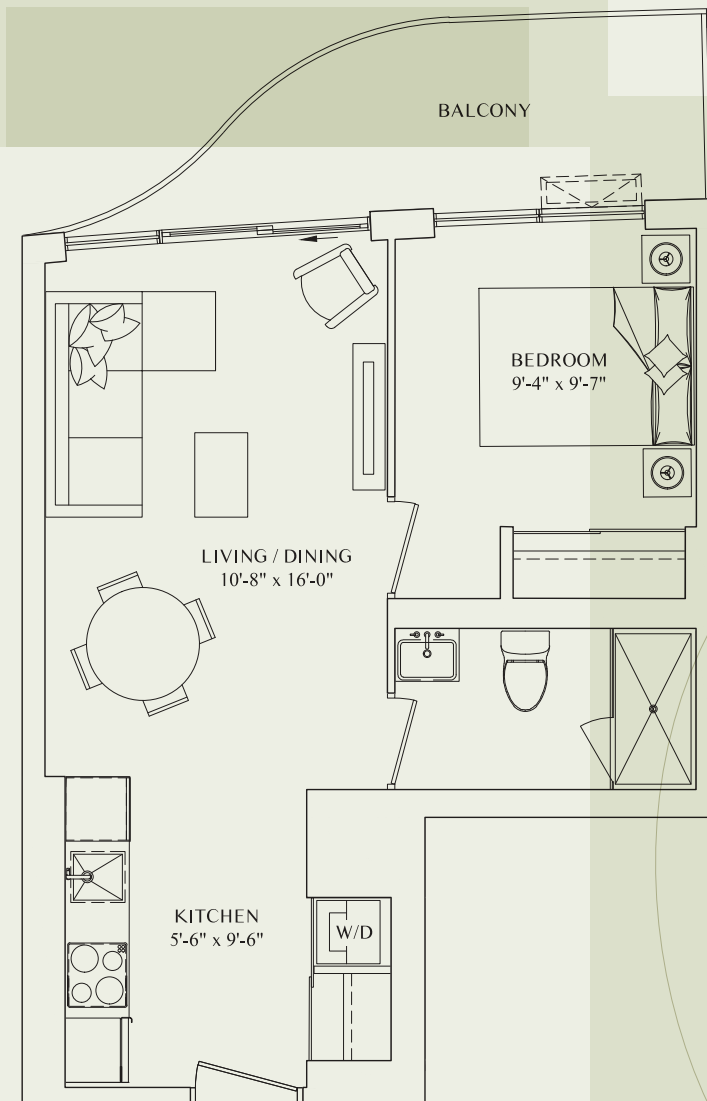
ASPENRIDGE

Illustrations are not to scale, materials, specifications and floorplans are subject to change without notice. All renderings are artist's concept only. All areas and stated room dimensions are approximate. Actual usable floor space may vary from the stated floor area. Floor area measured in accordance with Tarion warranty corporation. E. & O.E. Balcony sizes and configurations vary depending on floor level locations. October 2023.

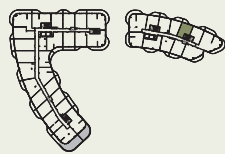
LILY

1G

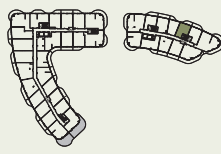
SUITE: 498 SQ.FT. | BALCONY: 58-87 SQ.FT.
1 BEDROOM, 1 BATHROOM
NORTHWEST FACING



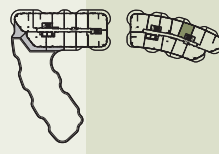
FLOOR THREE



FLOOR FOUR



FLOOR FIVE



FLOOR SIX



FLOOR SEVEN



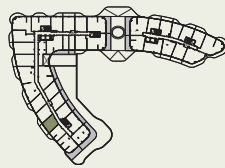
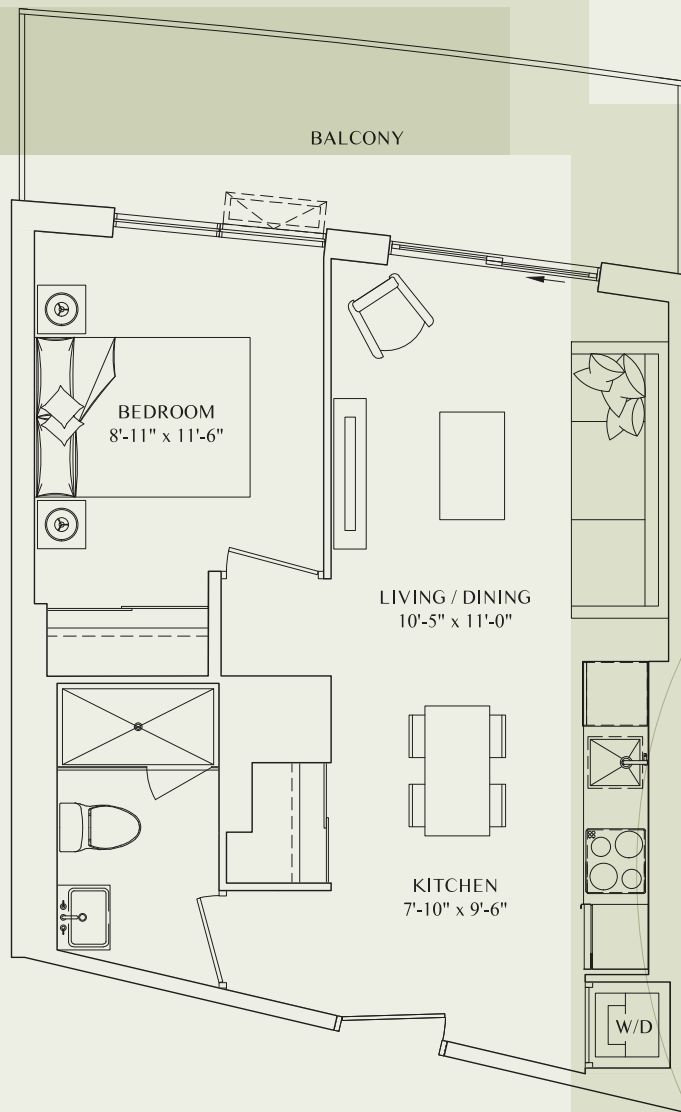
ASPENRIDGE®

Illustrations are not to scale, materials, specifications and floorplans are subject to change without notice. All renderings are artist's concept only. All areas and stated room dimensions are approximate. Actual usable floor space may vary from the stated floor area. Floor area measured in accordance with Tarion warranty corporation. E. & O.E. Balcony sizes and configurations vary depending on floor level locations. October 2023.

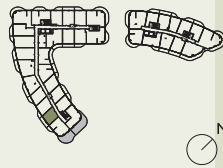
LILY

1H

SUITE: 499 SQ.FT. | BALCONY: 119 SQ.FT.
1 BEDROOM, 1 BATHROOM
SOUTH FACING



FLOOR THREE



FLOOR FIVE



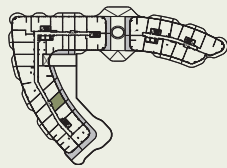
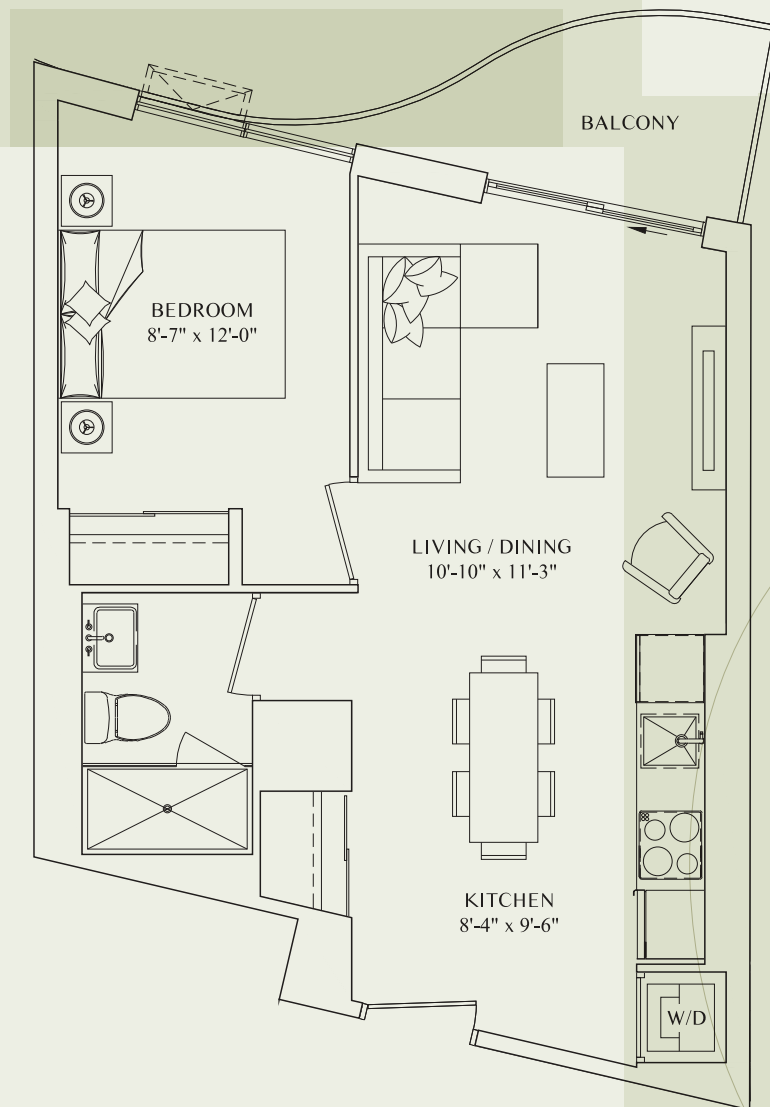
ASPENRIDGE

Illustrations are not to scale, materials, specifications and floorplans are subject to change without notice. All renderings are artist's concept only. All areas and stated room dimensions are approximate. Actual usable floor space may vary from the stated floor area. Floor area measured in accordance with Tarion warranty corporation. E. & O.E. Balcony sizes and configurations vary depending on floor level locations. October 2023.

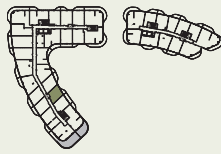
LILY

1J

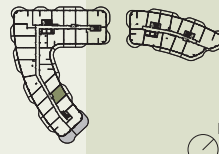
SUITE: 502 SQ.FT. | BALCONY: 51-135 SQ.FT.
1 BEDROOM, 1 BATHROOM
NORTH FACING



FLOOR THREE



FLOOR FOUR



FLOOR FIVE



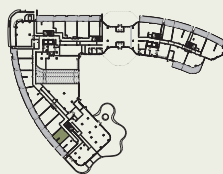
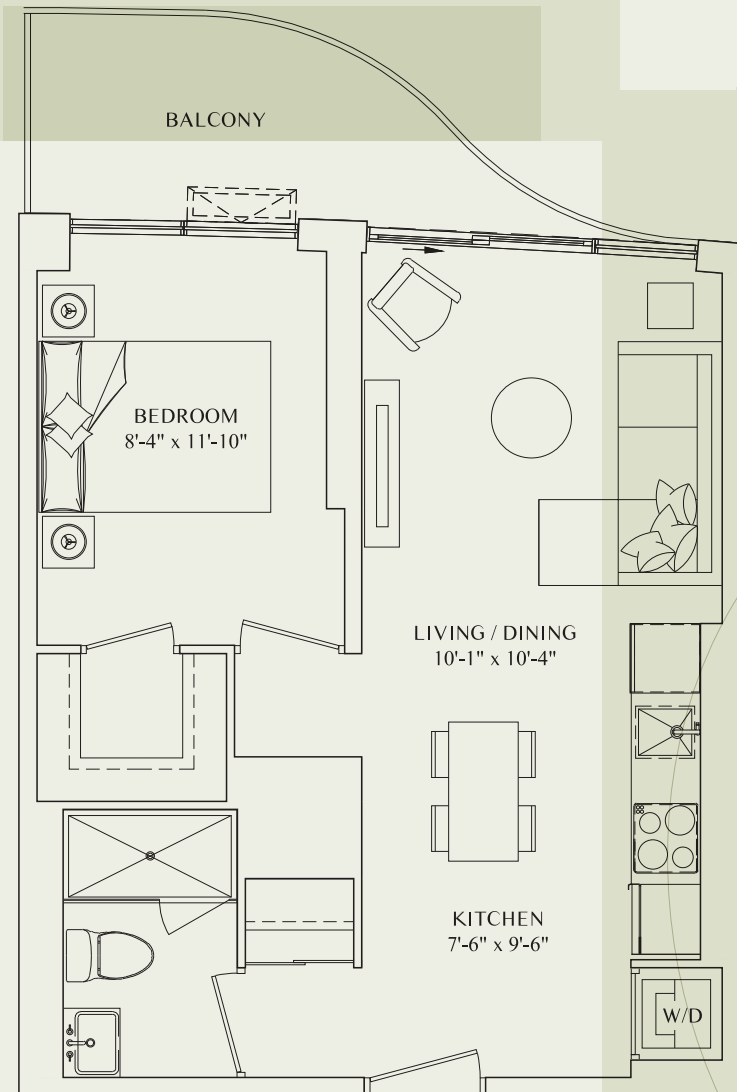
ASPENRIDGE

Illustrations are not to scale, materials, specifications and floorplans are subject to change without notice. All renderings are artist's concept only. All areas and stated room dimensions are approximate. Actual usable floor space may vary from the stated floor area. Floor area measured in accordance with Tarion warranty corporation. E. & O.E. Balcony sizes and configurations vary depending on floor level locations. October 2023.

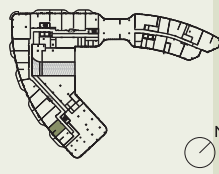
LILY

1K

SUITE: 506 SQ.FT. | BALCONY: 71 SQ.FT. | TERRACE: 191 SQ.FT.
1 BEDROOM, 1 BATHROOM
SOUTH FACING



FLOOR ONE



FLOOR TWO



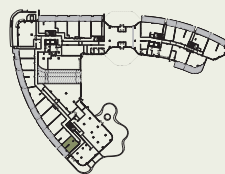
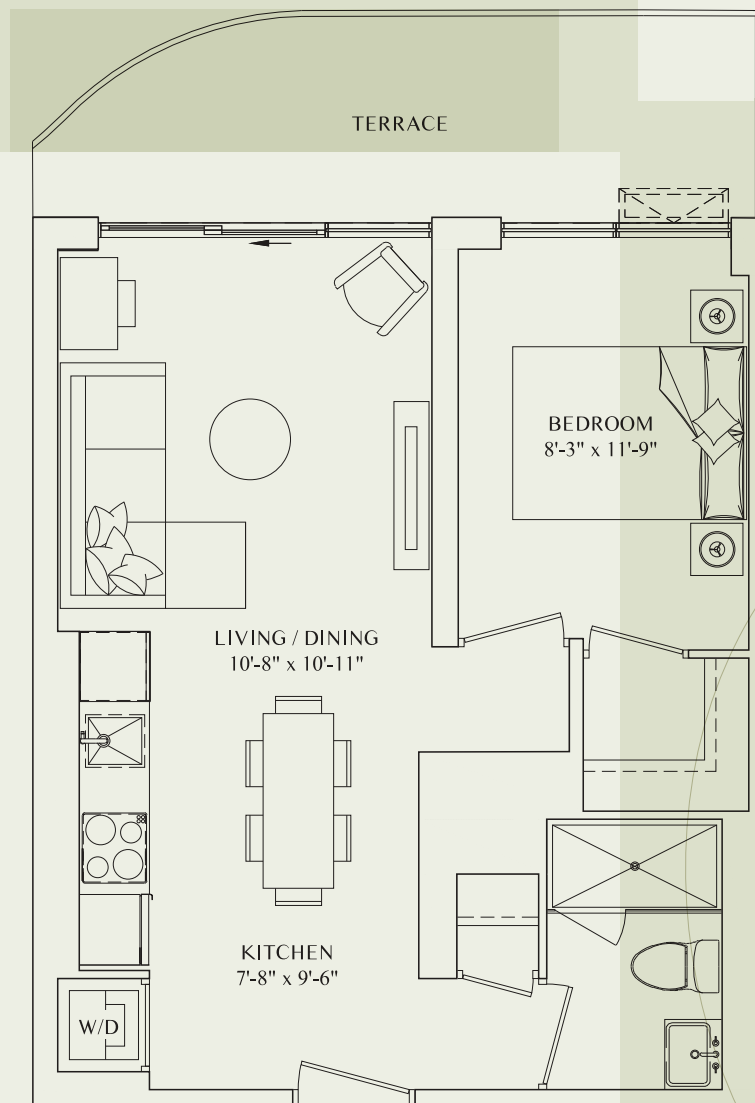
ASPENRIDGE®

Illustrations are not to scale, materials, specifications and floorplans are subject to change without notice. All renderings are artist's concept only. All areas and stated room dimensions are approximate. Actual usable floor space may vary from the stated floor area. Floor area measured in accordance with Tarion warranty corporation. E. & O.E. Balcony sizes and configurations vary depending on floor level locations. October 2023.

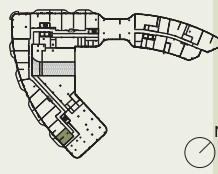
LILY

1L

SUITE: 511 SQ.FT. | BALCONY: 115 SQ.FT. | TERRACE: 191 SQ.FT.
1 BEDROOM, 1 BATHROOM
SOUTH FACING



FLOOR ONE



FLOOR TWO



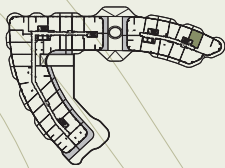
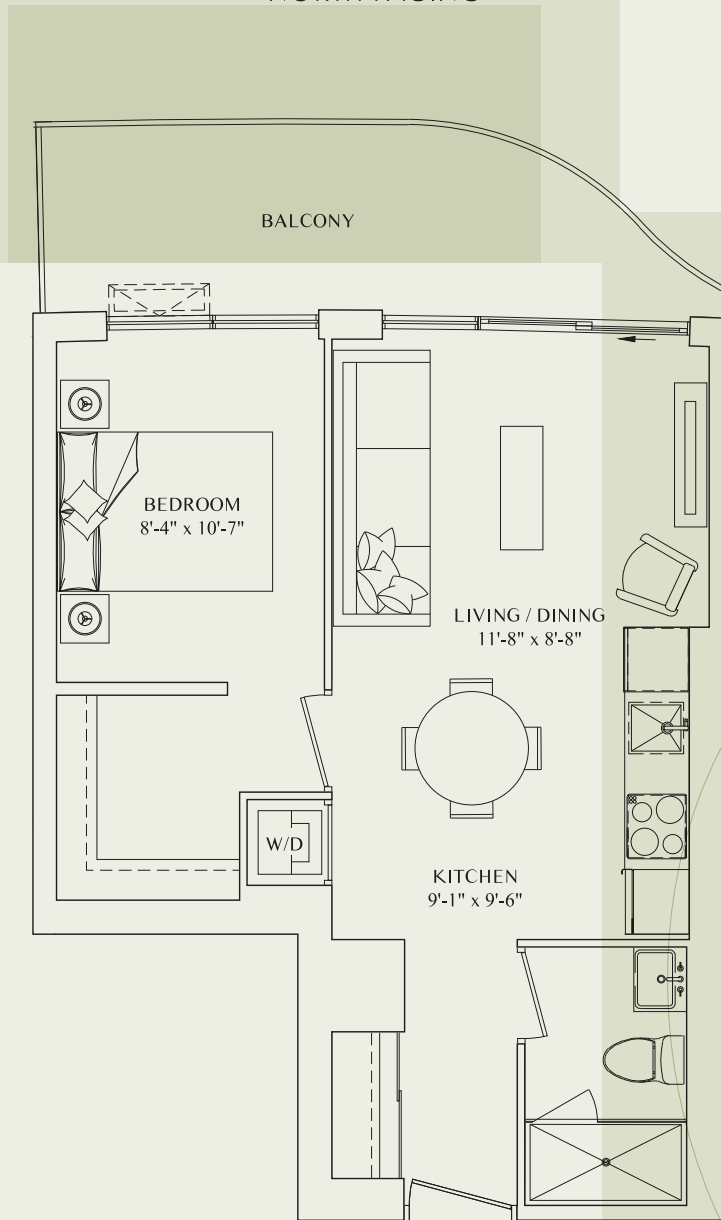
ASPENRIDGE

Illustrations are not to scale, materials, specifications and floorplans are subject to change without notice. All renderings are artist's concept only. All areas and stated room dimensions are approximate. Actual usable floor space may vary from the stated floor area. Floor area measured in accordance with Tarion warranty corporation. E. & O.E. Balcony sizes and configurations vary depending on floor level locations. October 2023.

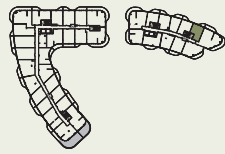
LILY

1M

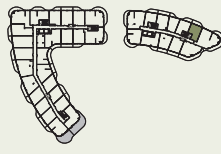
SUITE: 516 SQ.FT. | BALCONY: 48-107 SQ.FT.
1 BEDROOM, 1 BATHROOM
NORTH FACING



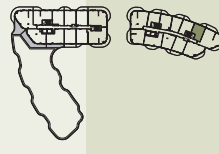
FLOOR THREE



FLOOR FOUR



FLOOR FIVE



FLOOR SIX



FLOOR SEVEN



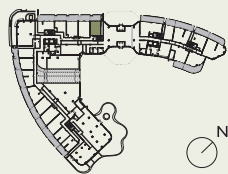
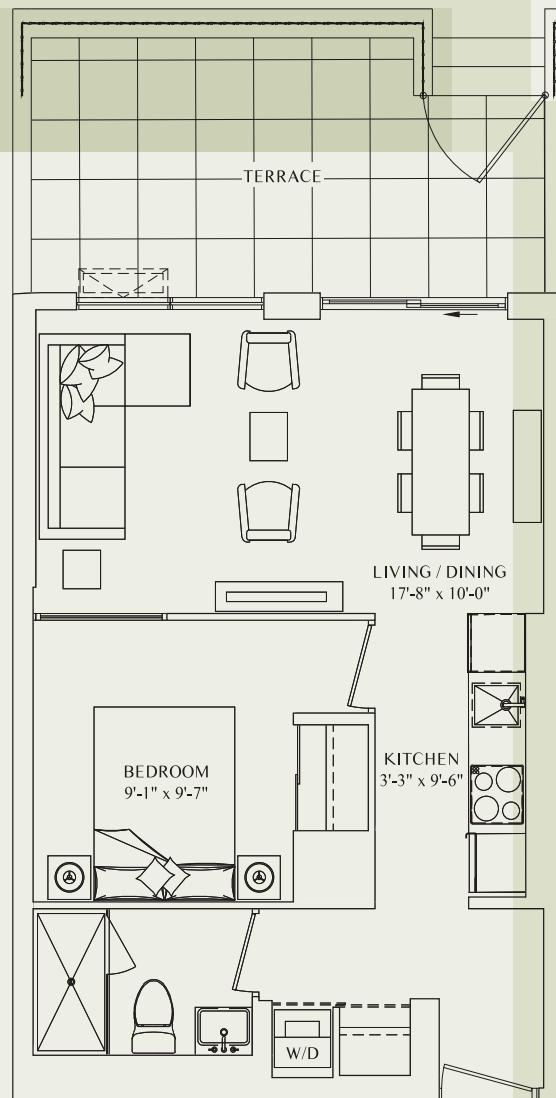
ASPENRIDGE

Illustrations are not to scale, materials, specifications and floorplans are subject to change without notice. All renderings are artist's concept only. All areas and stated room dimensions are approximate. Actual usable floor space may vary from the stated floor area. Floor area measured in accordance with Tarion warranty corporation. E. & O.E. Balcony sizes and configurations vary depending on floor level locations. October 2023.

LILY

1N

SUITE: 520 SQ.FT. | TERRACE: 163 SQ.FT.
1 BEDROOM, 1 BATHROOM
NORTHWEST FACING



FLOOR ONE



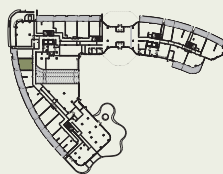
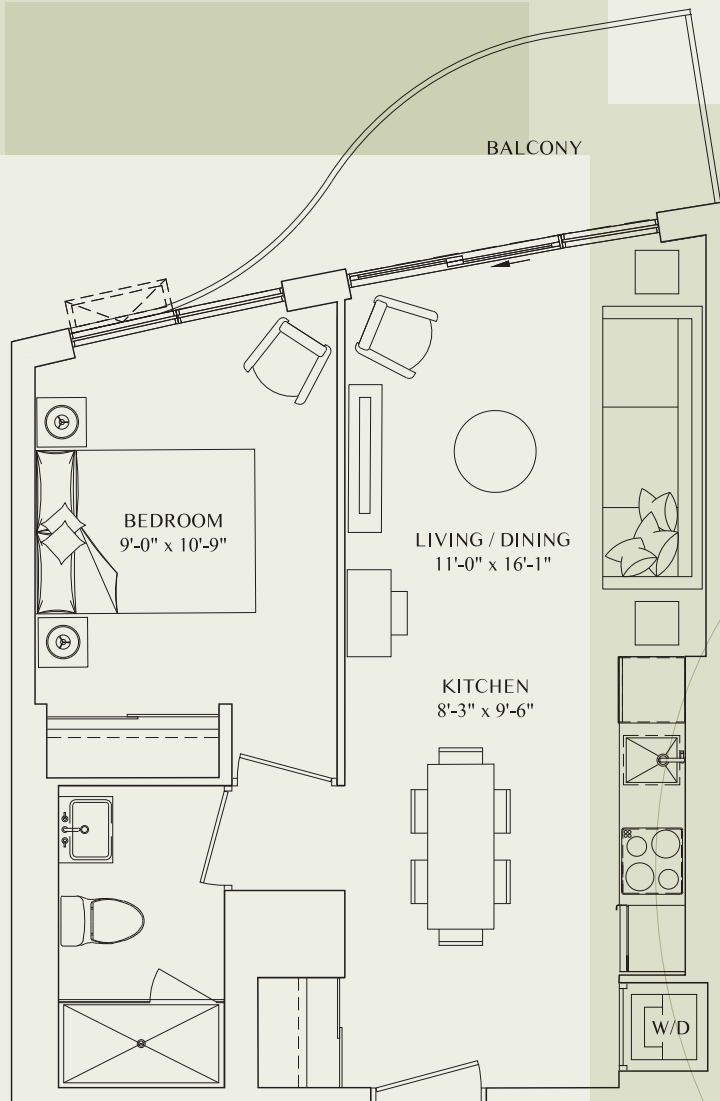
ASPENRIDGE

Illustrations are not to scale, materials, specifications and floorplans are subject to change without notice. All renderings are artist's concept only. All areas and stated room dimensions are approximate. Actual usable floor space may vary from the stated floor area. Floor area measured in accordance with Tarion warranty corporation. E. & O.E. Balcony sizes and configurations vary depending on floor level locations. October 2023.

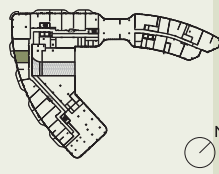
LILY

1P

SUITE: 526 SQ.FT. | BALCONY: 66 SQ.FT. | TERRACE: 173 SQ.FT.
1 BEDROOM, 1 BATHROOM
SOUTHWEST FACING



FLOOR ONE



FLOOR TWO



ASPENRIDGE®

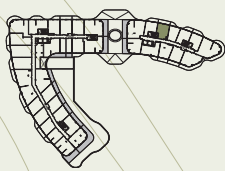
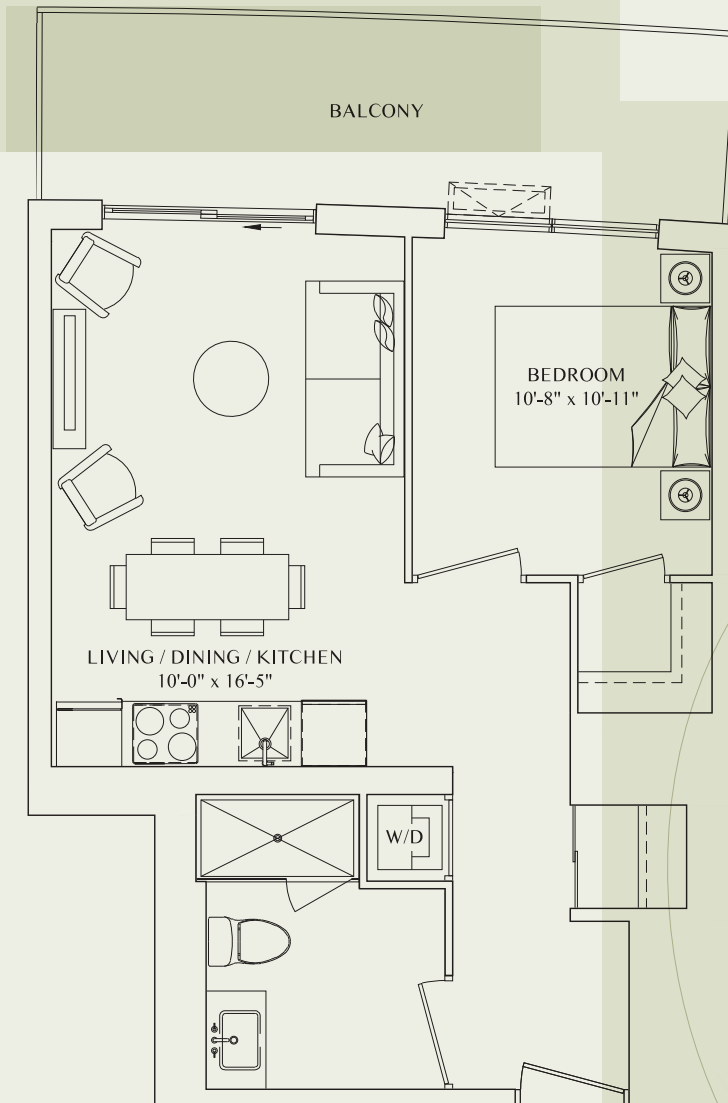
Illustrations are not to scale, materials, specifications and floorplans are subject to change without notice. All renderings are artist's concept only. All areas and stated room dimensions are approximate. Actual usable floor space may vary from the stated floor area. Floor area measured in accordance with Tarion warranty corporation. E. & O.E. Balcony sizes and configurations vary depending on floor level locations. October 2023.

LILY

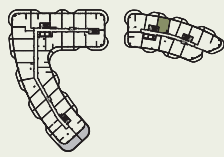
1Q(BF)

SUITE: 530 SQ.FT. | BALCONY: 65-124 SQ.FT.

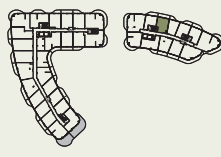
1 BEDROOM, 1 BATHROOM
NORTHWEST FACING



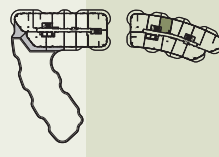
FLOOR THREE



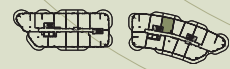
FLOOR FOUR



FLOOR FIVE



FLOOR SIX



FLOOR SEVEN



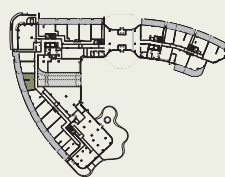
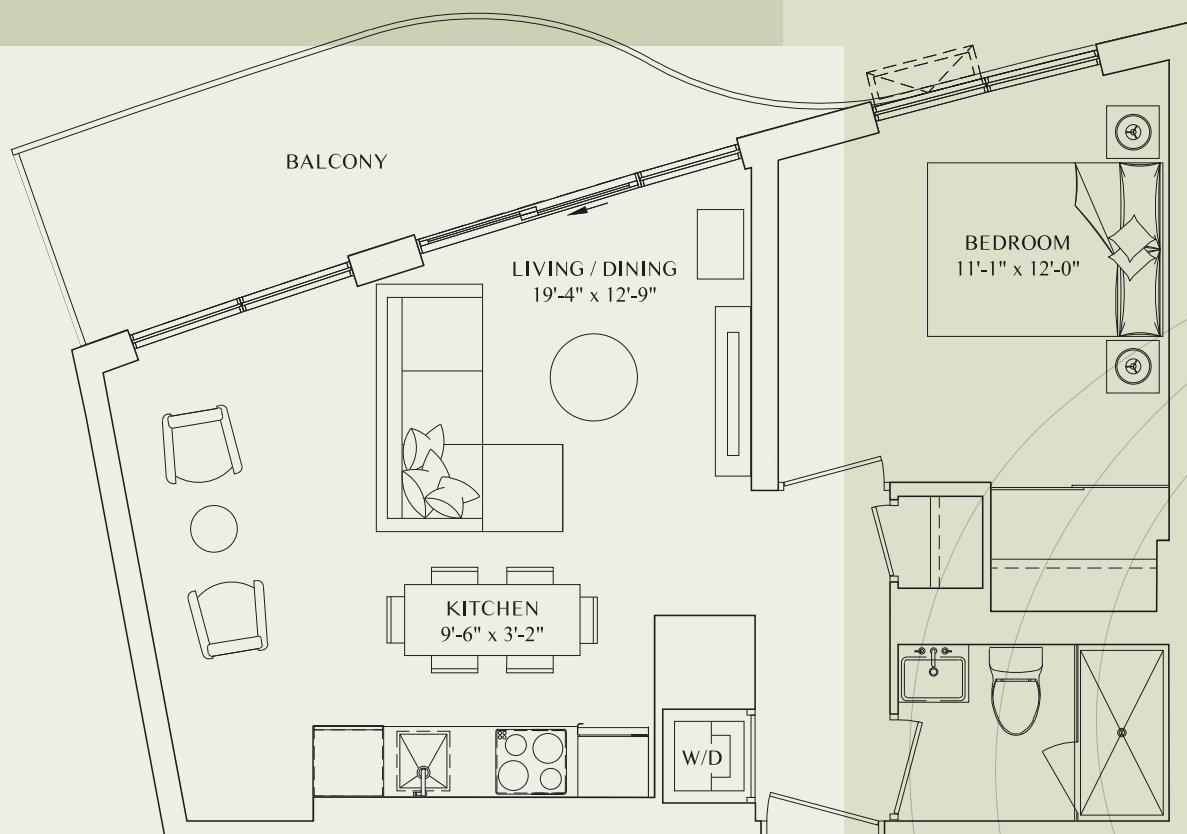
ASPENRIDGE®

Illustrations are not to scale, materials, specifications and floorplans are subject to change without notice. All renderings are artist's concept only. All areas and stated room dimensions are approximate. Actual usable floor space may vary from the stated floor area. Floor area measured in accordance with Tarion warranty corporation. E. & O.E. Balcony sizes and configurations vary depending on floor level locations. October 2023.

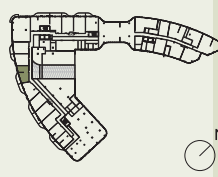
LILY

1R

SUITE: 565 SQ.FT. | BALCONY: 103 SQ.FT. | TERRACE: 299 SQ.FT.
1 BEDROOM, 1 BATHROOM
SOUTHWEST FACING



FLOOR ONE



FLOOR TWO



ASPENRIDGE

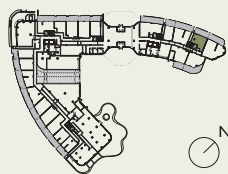
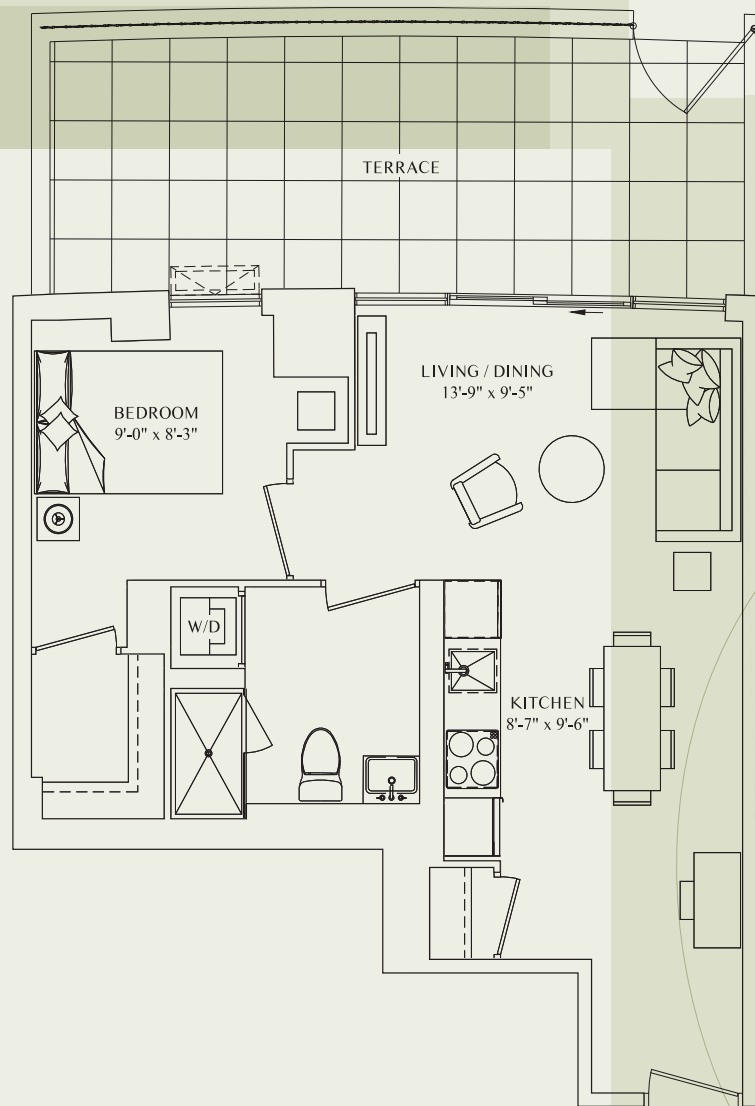
Illustrations are not to scale, materials, specifications and floorplans are subject to change without notice. All renderings are artist's concept only. All areas and stated room dimensions are approximate. Actual usable floor space may vary from the stated floor area. Floor area measured in accordance with Tarion warranty corporation. E. & O.E. Balcony sizes and configurations vary depending on floor level locations. October 2023.

LILY

1S(BF)

SUITE: 584 SQ.FT. | TERRACE: 236 SQ.FT.

1 BEDROOM, 1 BATHROOM
NORTHWEST FACING



FLOOR ONE



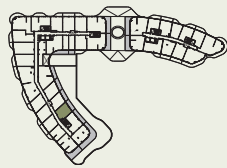
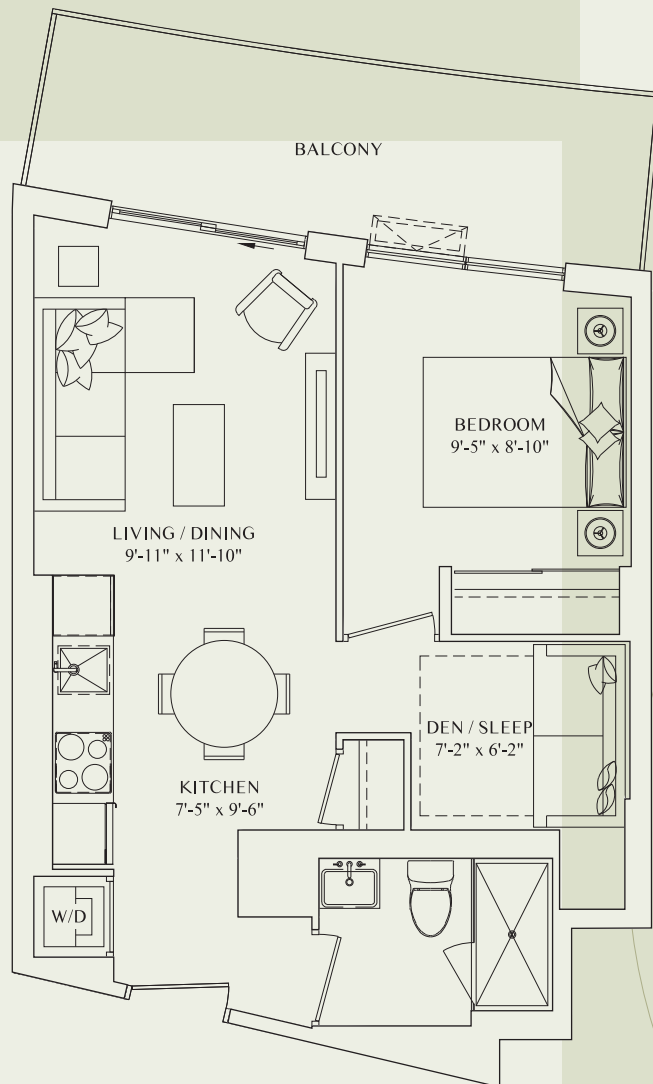
ASPENRIDGE®

Illustrations are not to scale, materials, specifications and floorplans are subject to change without notice. All renderings are artist's concept only. All areas and stated room dimensions are approximate. Actual usable floor space may vary from the stated floor area. Floor area measured in accordance with Tarion warranty corporation. E. & O.E. Balcony sizes and configurations vary depending on floor level locations. October 2023.

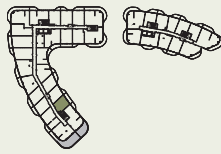
LILY

1A-D

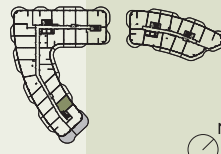
SUITE: 529 SQ.FT. | BALCONY/TERRACE: 73-132 SQ.FT.
1 BEDROOM, 1 BATHROOM
NORTHWEST FACING



FLOOR THREE



FLOOR FOUR



FLOOR FIVE



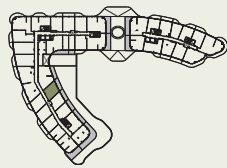
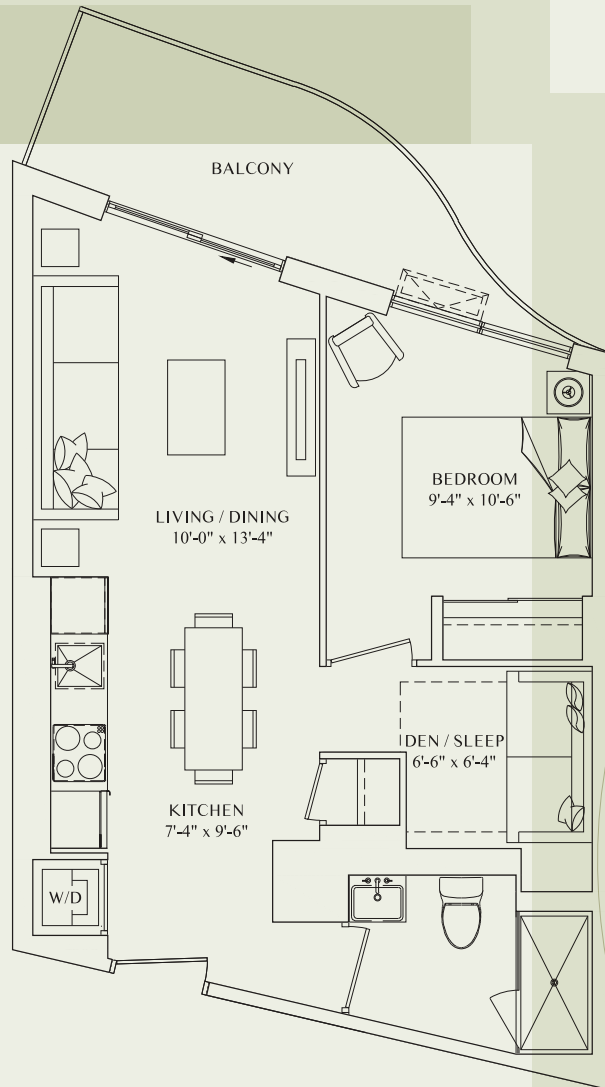
ASPENRIDGE®

Illustrations are not to scale, materials, specifications and floorplans are subject to change without notice. All renderings are artist's concept only. All areas and stated room dimensions are approximate. Actual usable floor space may vary from the stated floor area. Floor area measured in accordance with Tarion warranty corporation. E. & O.E. Balcony sizes and configurations vary depending on floor level locations. October 2023.

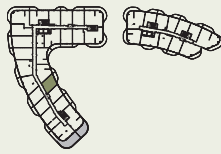
LILY

1B-D

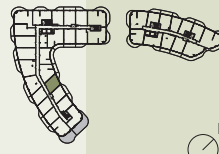
SUITE: 536 SQ.FT. | BALCONY/TERRACE: 51-138 SQ.FT.
1 BEDROOM, 1 BATHROOM
NORTHWEST FACING



FLOOR THREE



FLOOR FOUR



FLOOR FIVE



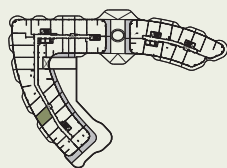
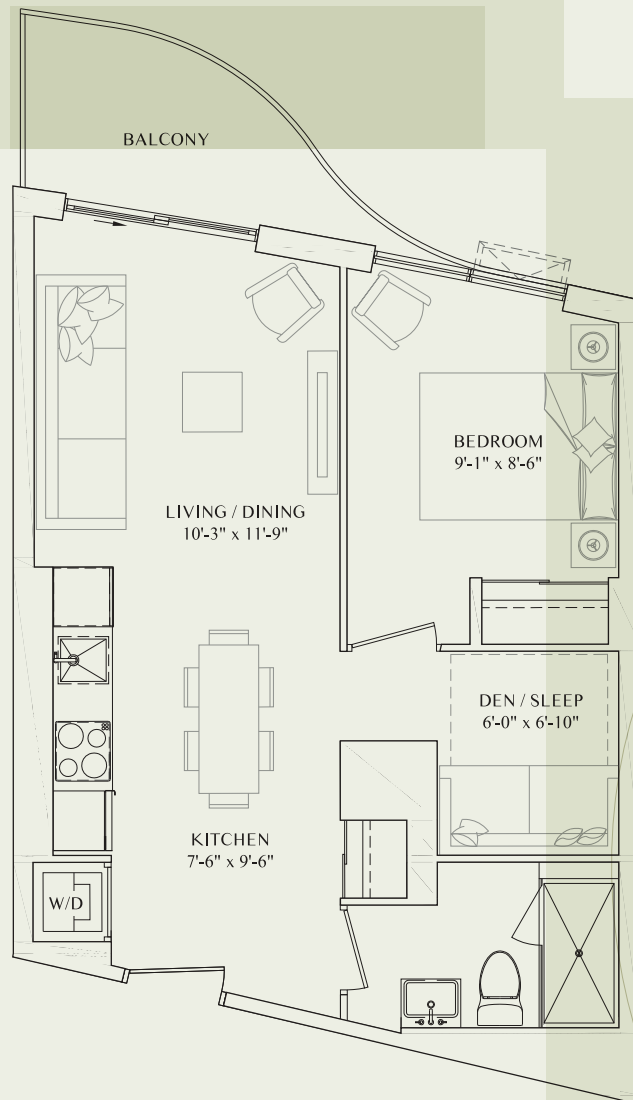
ASPENRIDGE®

Illustrations are not to scale, materials, specifications and floorplans are subject to change without notice. All renderings are artist's concept only. All areas and stated room dimensions are approximate. Actual usable floor space may vary from the stated floor area. Floor area measured in accordance with Tarion warranty corporation. E. & O.E. Balcony sizes and configurations vary depending on floor level locations. October 2023.

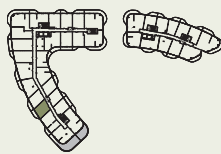
LILY

1C-D

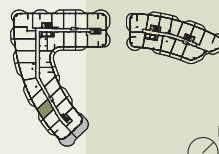
SUITE: 536 SQ.FT. | BALCONY: 57-102 SQ.FT.
1 BEDROOM, 1 BATHROOM
NORTHWEST FACING



FLOOR THREE



FLOOR FOUR



FLOOR FIVE



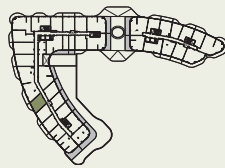
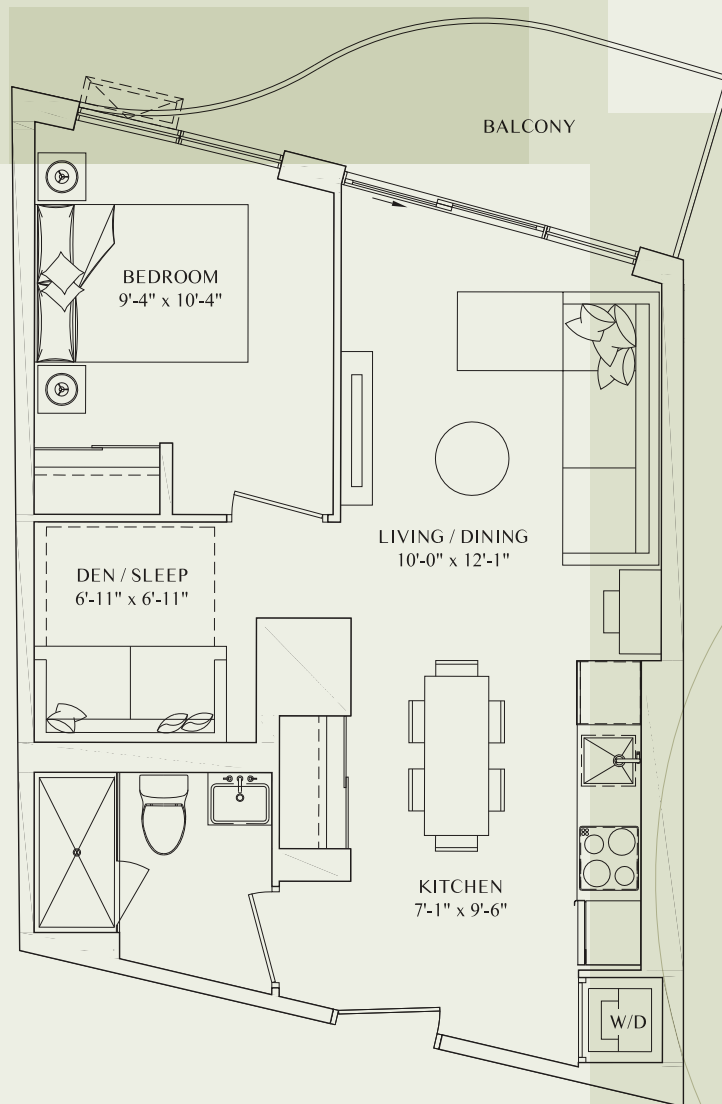
ASPENRIDGE®

Illustrations are not to scale, materials, specifications and floorplans are subject to change without notice. All renderings are artist's concept only. All areas and stated room dimensions are approximate. Actual usable floor space may vary from the stated floor area. Floor area measured in accordance with Tarion warranty corporation. E. & O.E. Balcony sizes and configurations vary depending on floor level locations. October 2023.

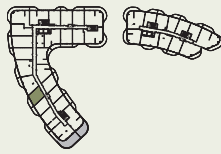
LILY

1D-D

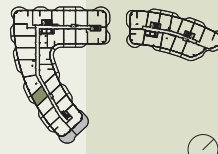
SUITE: 543 SQ.FT. | BALCONY: 72-95 SQ.FT.
1 BEDROOM, 1 BATHROOM
NORTHWEST FACING



FLOOR THREE



FLOOR FOUR



FLOOR FIVE



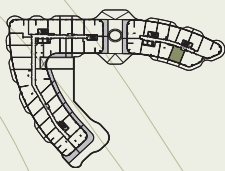
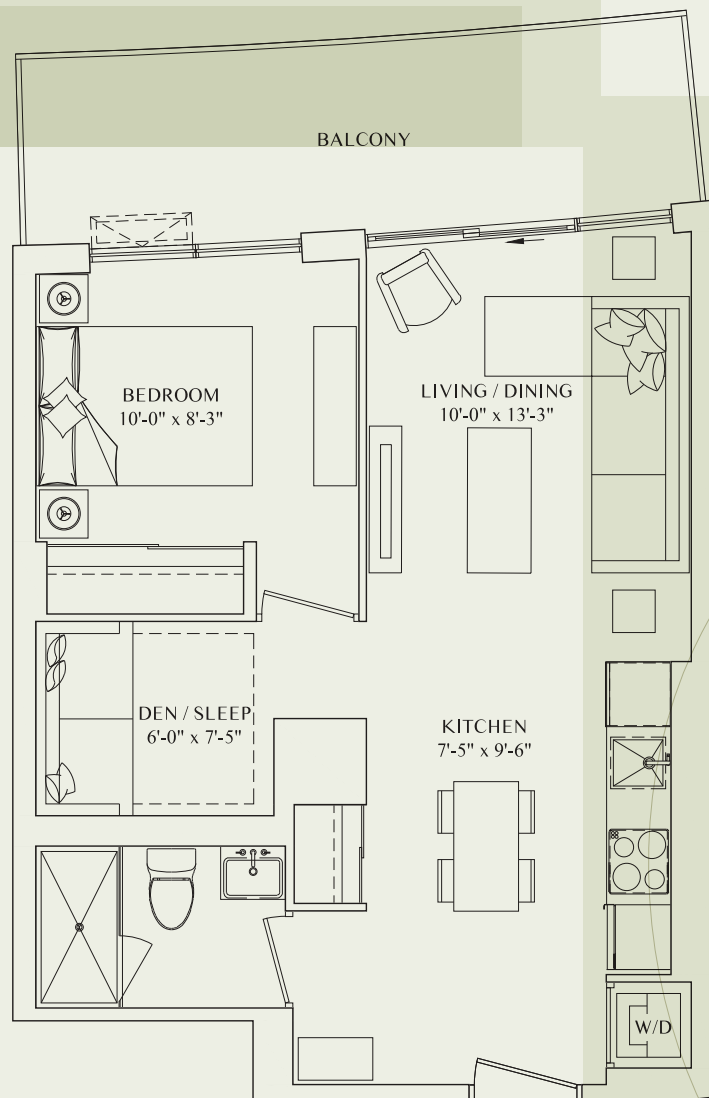
ASPENRIDGE®

Illustrations are not to scale, materials, specifications and floorplans are subject to change without notice. All renderings are artist's concept only. All areas and stated room dimensions are approximate. Actual usable floor space may vary from the stated floor area. Floor area measured in accordance with Tarion warranty corporation. E. & O.E. Balcony sizes and configurations vary depending on floor level locations. October 2023.

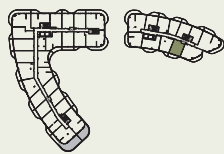
LILY

1E-D

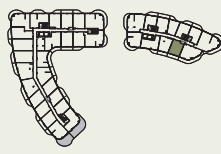
SUITE: 545 SQ.FT. | BALCONY: 101-122 SQ.FT.
1 BEDROOM + DEN, 1 BATHROOM
SOUTHEAST FACING



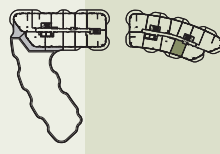
FLOOR THREE



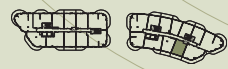
FLOOR FOUR



FLOOR FIVE



FLOOR SIX



FLOOR SEVEN



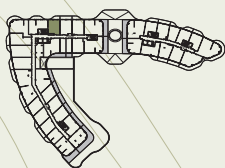
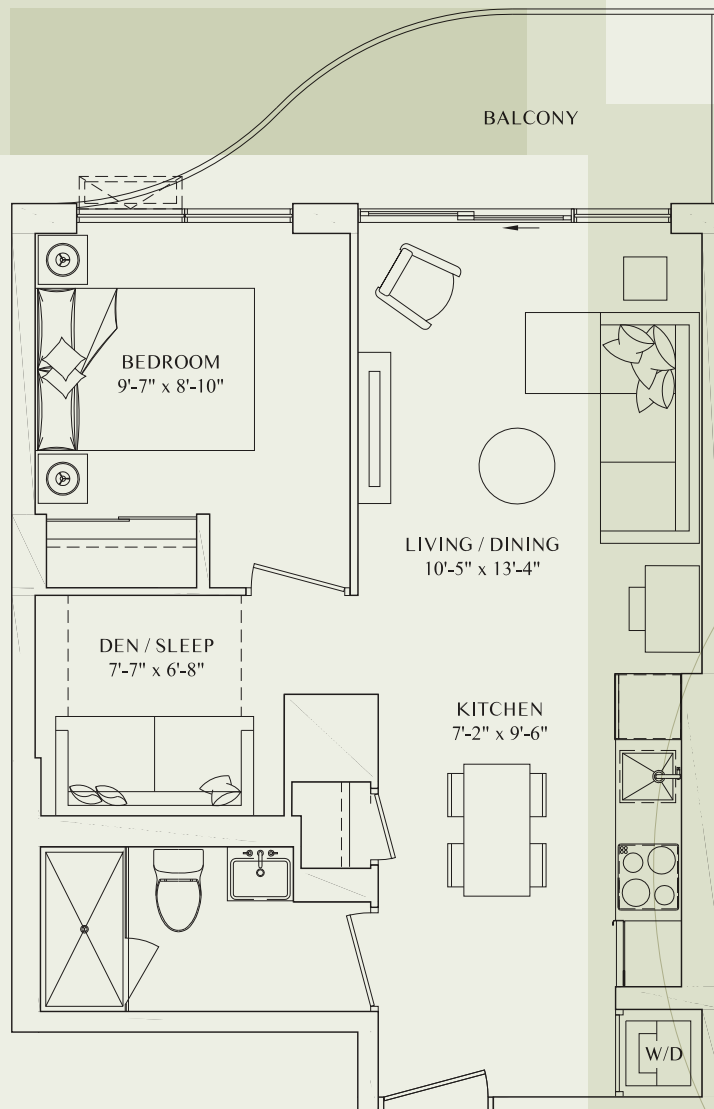
ASPENRIDGE®

Illustrations are not to scale, materials, specifications and floorplans are subject to change without notice. All renderings are artist's concept only. All areas and stated room dimensions are approximate. Actual usable floor space may vary from the stated floor area. Floor area measured in accordance with Tarion warranty corporation. E. & O.E. Balcony sizes and configurations vary depending on floor level locations. October 2023.

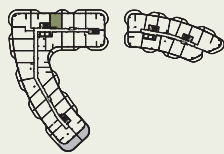
LILY

1F-D

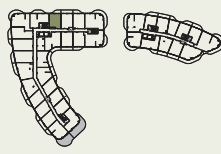
SUITE: 553 SQ.FT. | BALCONY: 45-78 SQ.FT.
1 BEDROOM + DEN, 1 BATHROOM
NORTHWEST FACING



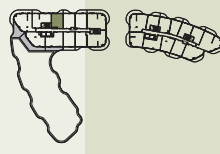
FLOOR THREE



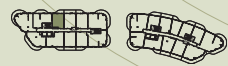
FLOOR FOUR



FLOOR FIVE



FLOOR SIX



FLOOR SEVEN



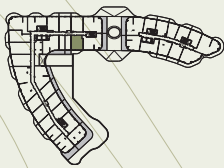
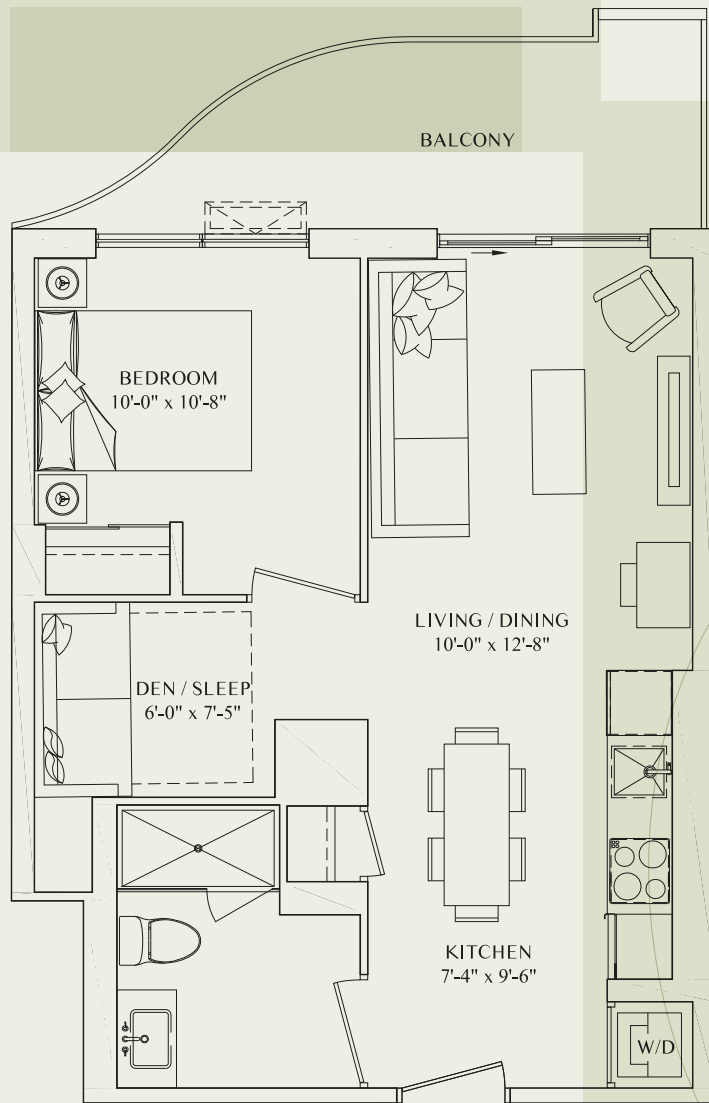
ASPENRIDGE

Illustrations are not to scale, materials, specifications and floorplans are subject to change without notice. All renderings are artist's concept only. All areas and stated room dimensions are approximate. Actual usable floor space may vary from the stated floor area. Floor area measured in accordance with Tarion warranty corporation. E. & O.E. Balcony sizes and configurations vary depending on floor level locations. October 2023.

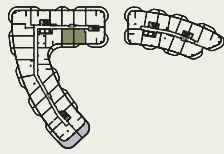
LILY

1G-D(BF)

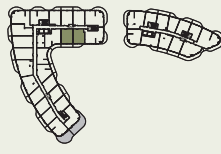
SUITE: 549-561 SQ.FT. | BALCONY: 45-123 SQ.FT.
1 BEDROOM + DEN, 1 BATHROOM
SOUTHEAST FACING



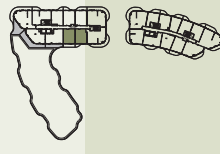
FLOOR THREE



FLOOR FOUR



FLOOR FIVE



FLOOR SIX



FLOOR SEVEN



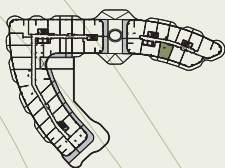
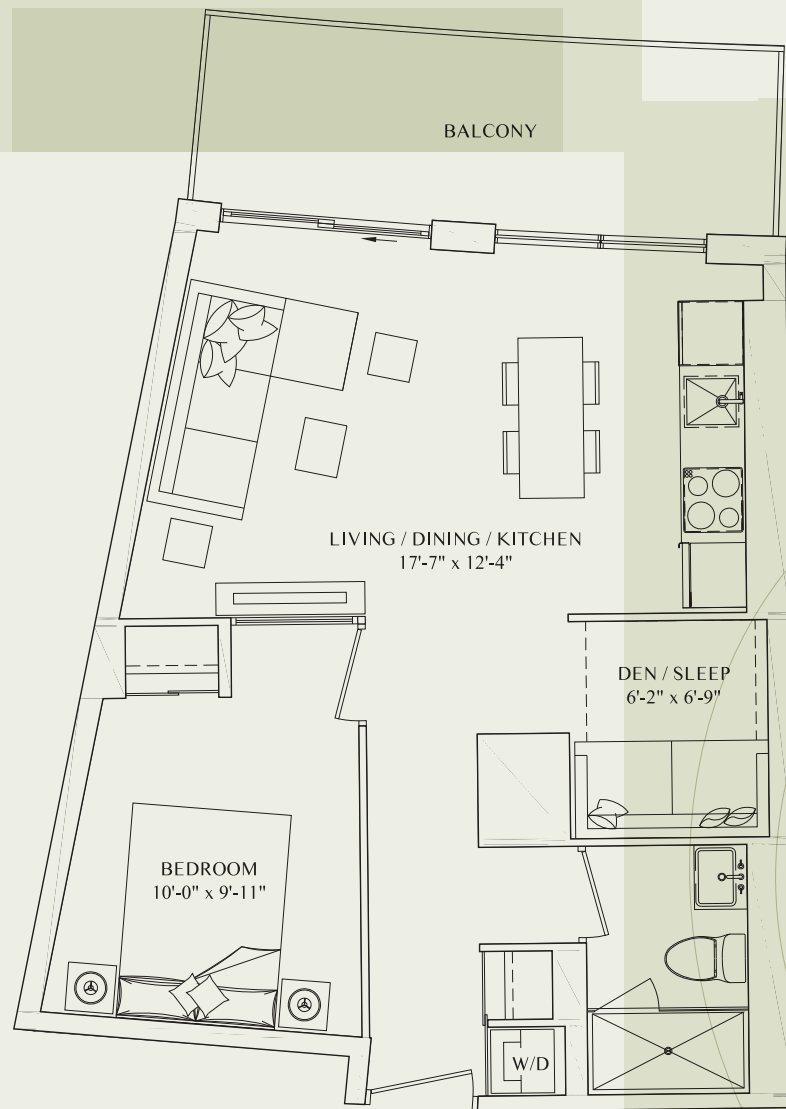
ASPENRIDGE®

Illustrations are not to scale, materials, specifications and floorplans are subject to change without notice. All renderings are artist's concept only. All areas and stated room dimensions are approximate. Actual usable floor space may vary from the stated floor area. Floor area measured in accordance with Tarion warranty corporation. E. & O.E. Balcony sizes and configurations vary depending on floor level locations. October 2023.

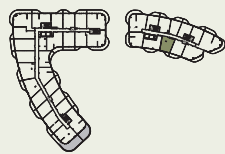
LILY

1H-D

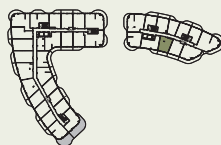
SUITE: 558 SQ.FT. | BALCONY: 43-105 SQ.FT.
1 BEDROOM + DEN, 1 BATHROOM
SOUTHEAST FACING



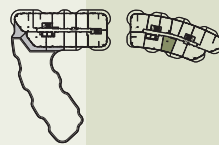
FLOOR THREE



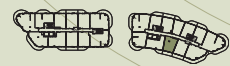
FLOOR FOUR



FLOOR FIVE



FLOOR SIX



FLOOR SEVEN



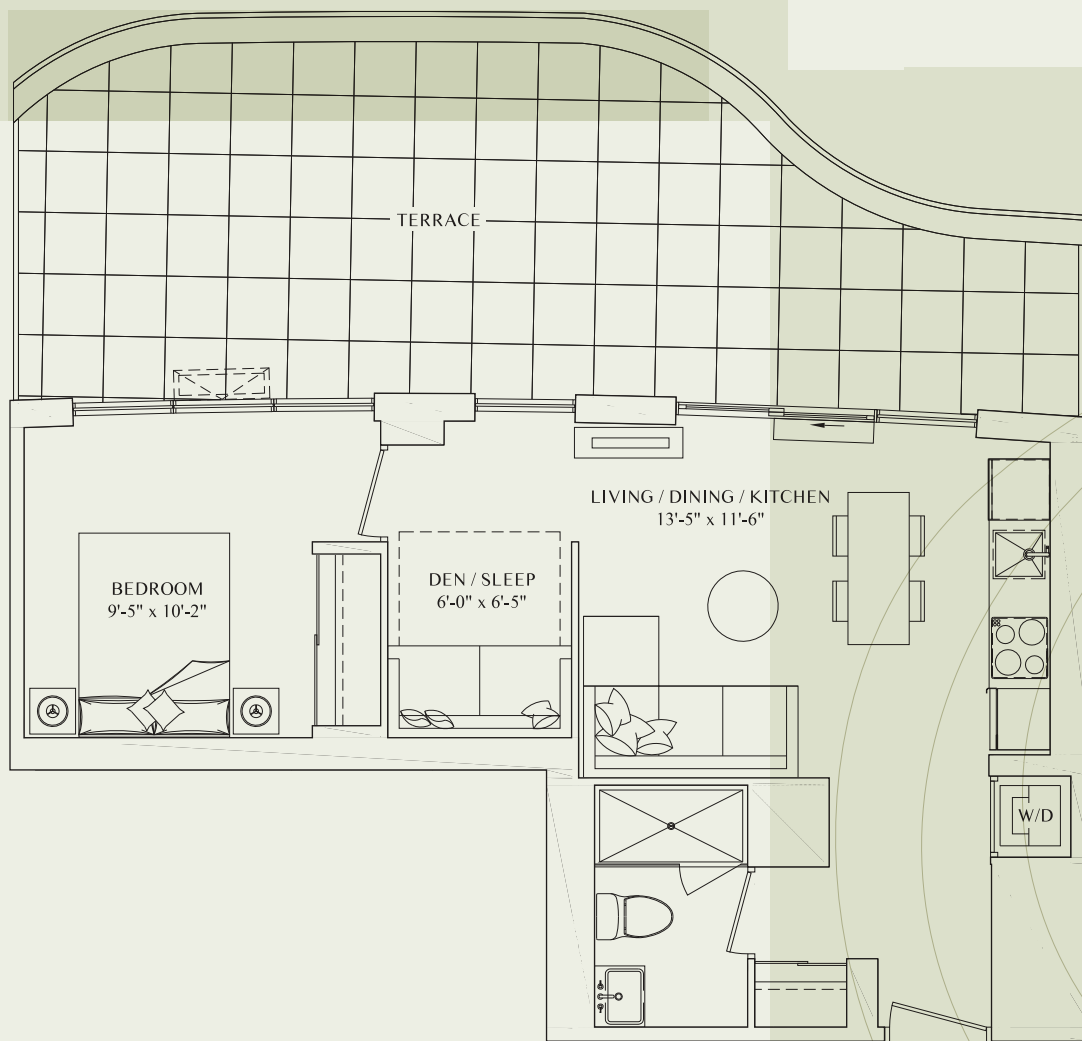
ASPENRIDGE®

Illustrations are not to scale, materials, specifications and floorplans are subject to change without notice. All renderings are artist's concept only. All areas and stated room dimensions are approximate. Actual usable floor space may vary from the stated floor area. Floor area measured in accordance with Tarion warranty corporation. E. & O.E. Balcony sizes and configurations vary depending on floor level locations. October 2023.

LILY

1J-D

SUITE: 558 SQ.FT. | TERRACE: 371 SQ.FT.
1 BEDROOM + DEN, 1 BATHROOM
NORTHWEST FACING



FLOOR EIGHT



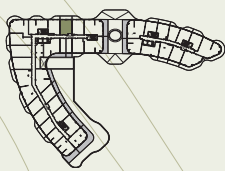
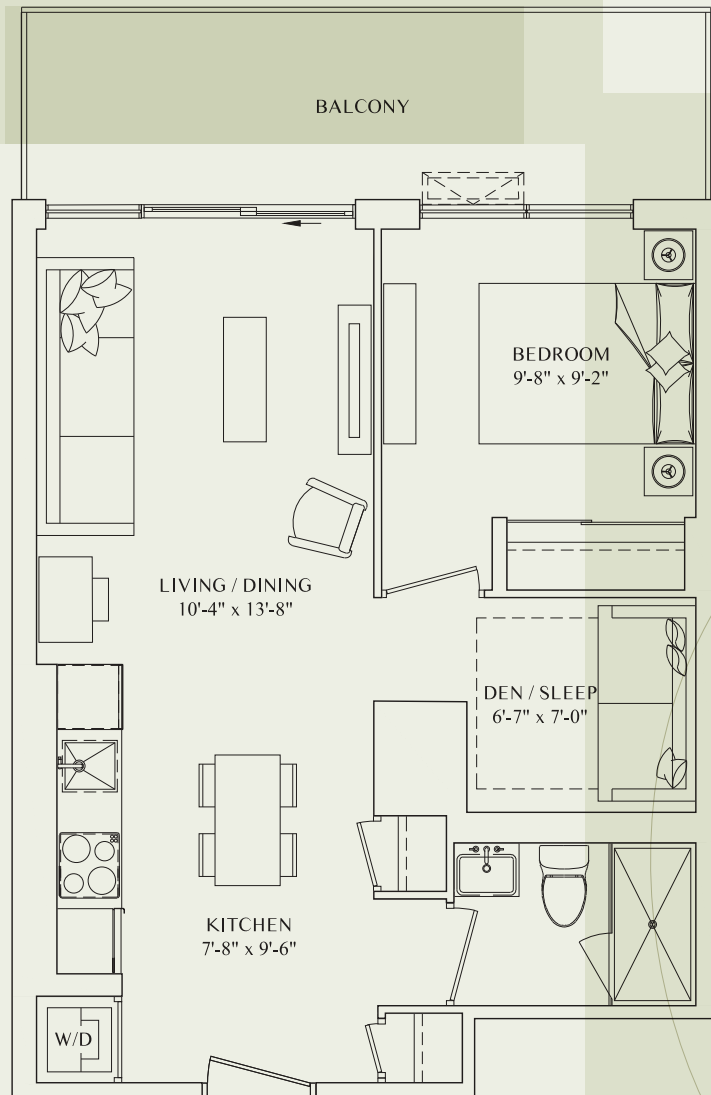
ASPENRIDGE®

Illustrations are not to scale, materials, specifications and floorplans are subject to change without notice. All renderings are artist's concept only. All areas and stated room dimensions are approximate. Actual usable floor space may vary from the stated floor area. Floor area measured in accordance with Tarion warranty corporation. E. & O.E. Balcony sizes and configurations vary depending on floor level locations. October 2023.

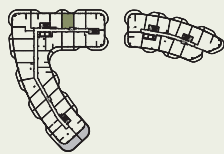
LILY

1K-D

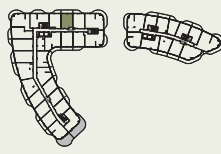
SUITE: 559 SQ.FT. | BALCONY: 58-123 SQ.FT.
1 BEDROOM + DEN, 1 BATHROOM
NORTHWEST FACING



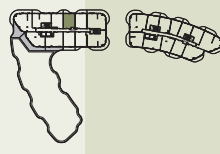
FLOOR THREE



FLOOR FOUR



FLOOR FIVE



FLOOR SIX



FLOOR SEVEN



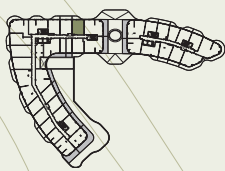
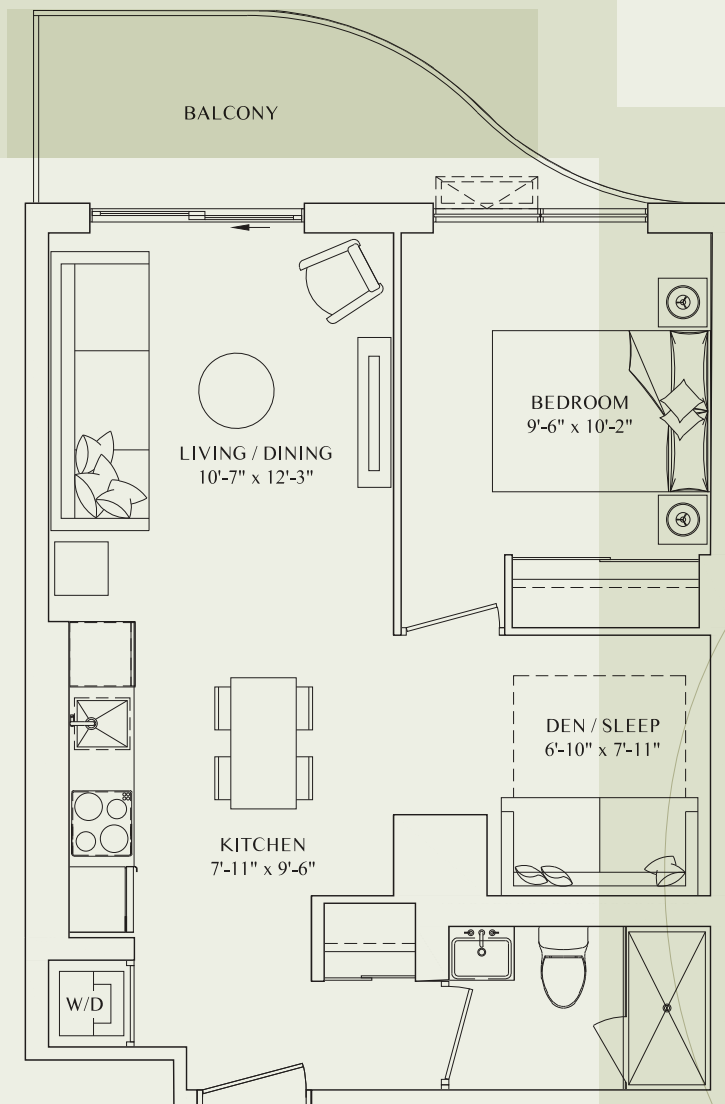
ASPENRIDGE®

Illustrations are not to scale, materials, specifications and floorplans are subject to change without notice. All renderings are artist's concept only. All areas and stated room dimensions are approximate. Actual usable floor space may vary from the stated floor area. Floor area measured in accordance with Tarion warranty corporation. E. & O.E. Balcony sizes and configurations vary depending on floor level locations. October 2023.

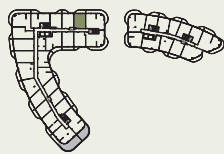
LILY

1L-D

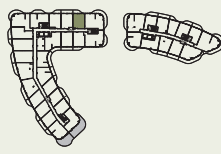
SUITE: 569 SQ.FT. | BALCONY: 80-103 SQ.FT.
1 BEDROOM + DEN, 1 BATHROOM
NORTHWEST FACING



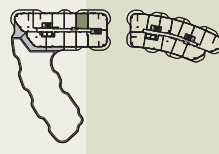
FLOOR THREE



FLOOR FOUR



FLOOR FIVE



FLOOR SIX



FLOOR SEVEN



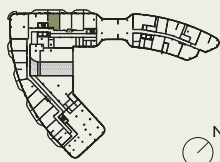
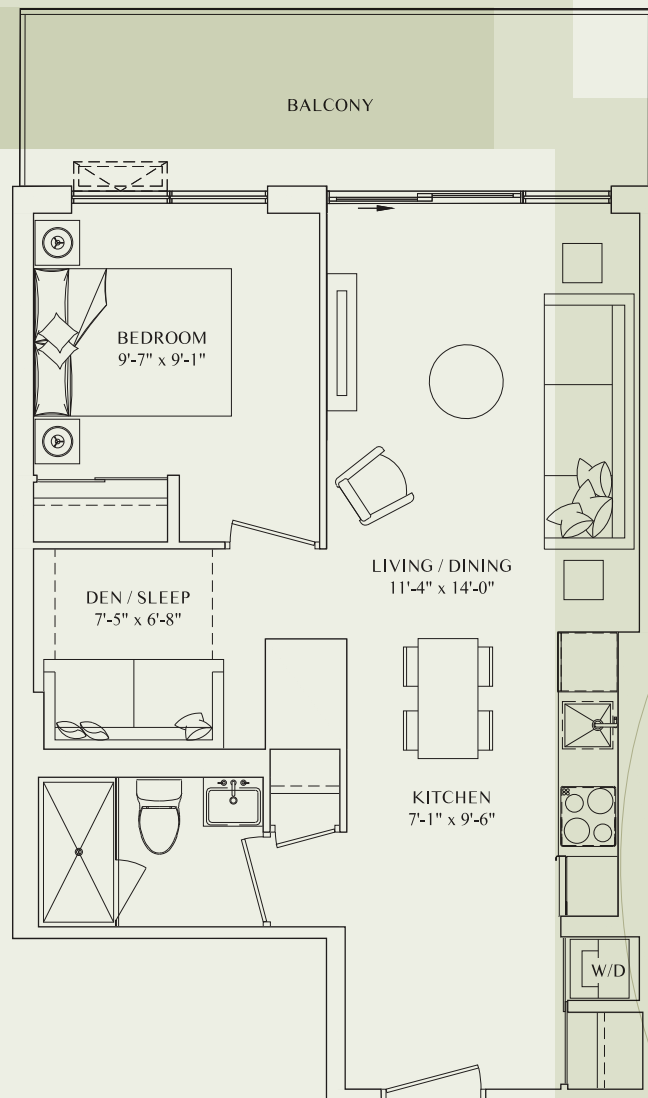
ASPENRIDGE®

Illustrations are not to scale, materials, specifications and floorplans are subject to change without notice. All renderings are artist's concept only. All areas and stated room dimensions are approximate. Actual usable floor space may vary from the stated floor area. Floor area measured in accordance with Tarion warranty corporation. E. & O.E. Balcony sizes and configurations vary depending on floor level locations. October 2023.

LILY

1M-D

SUITE: 587 SQ.FT. | BALCONY: 124 SQ.FT.
1 BEDROOM + DEN, 1 BATHROOM
NORTHWEST FACING



FLOOR TWO



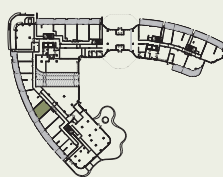
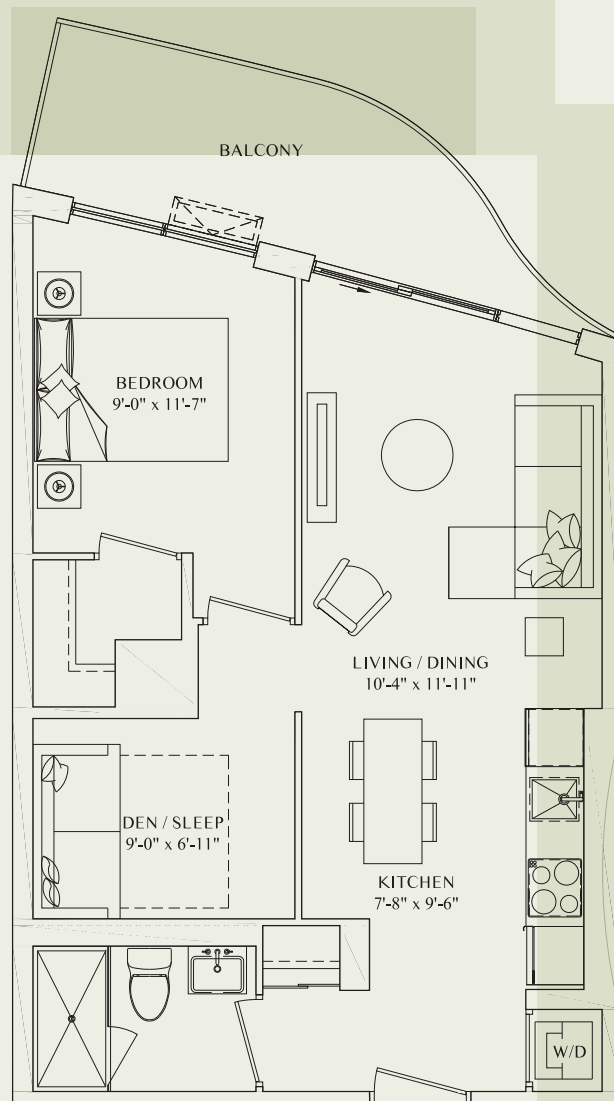
ASPENRIDGE®

Illustrations are not to scale, materials, specifications and floorplans are subject to change without notice. All renderings are artist's concept only. All areas and stated room dimensions are approximate. Actual usable floor space may vary from the stated floor area. Floor area measured in accordance with Tarion warranty corporation. E. & O.E. Balcony sizes and configurations vary depending on floor level locations. October 2023.

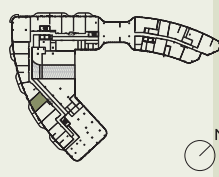
LILY

1N-D

SUITE: 589 SQ.FT. | BALCONY: 95 SQ.FT. | TERRACE: 188 SQ.FT.
1 BEDROOM + DEN, 1 BATHROOM
SOUTH FACING



FLOOR ONE



FLOOR TWO



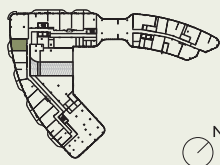
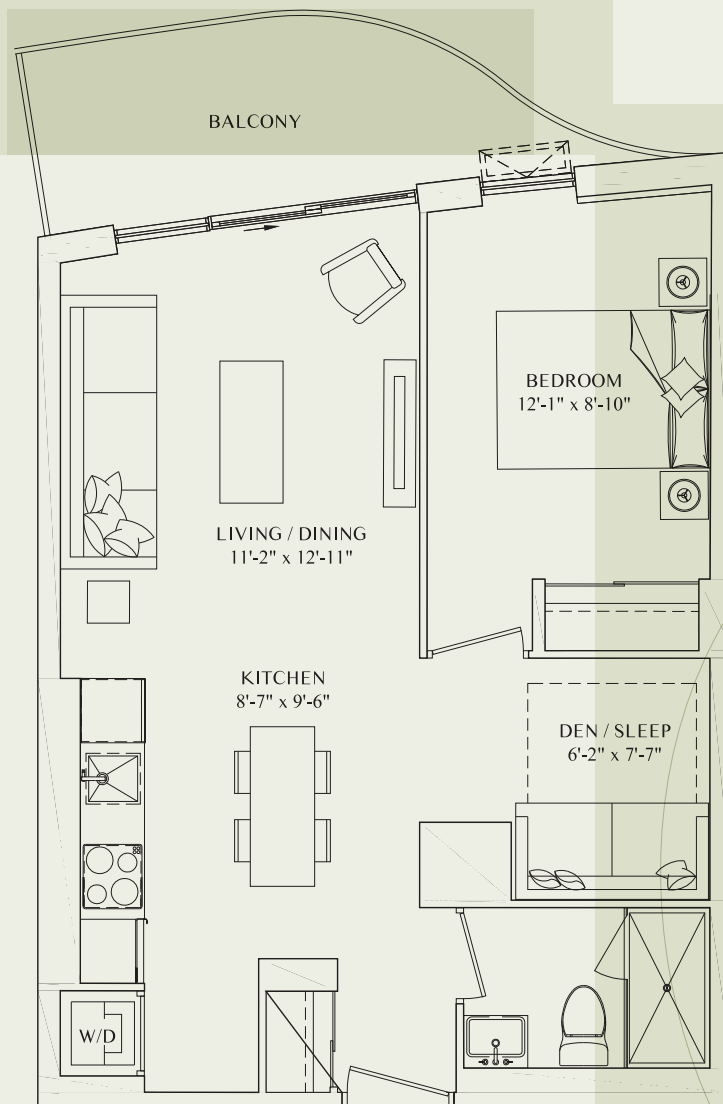
ASPENRIDGE

Illustrations are not to scale, materials, specifications and floorplans are subject to change without notice. All renderings are artist's concept only. All areas and stated room dimensions are approximate. Actual usable floor space may vary from the stated floor area. Floor area measured in accordance with Tarion warranty corporation. E. & O.E. Balcony sizes and configurations vary depending on floor level locations. October 2023.

LILY

1P-D

SUITE: 607 SQ.FT. | BALCONY: 85 SQ.FT.
1 BEDROOM + DEN, 1 BATHROOM
SOUTHWEST FACING



FLOOR TWO



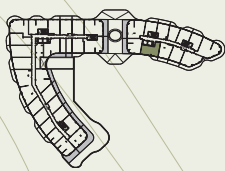
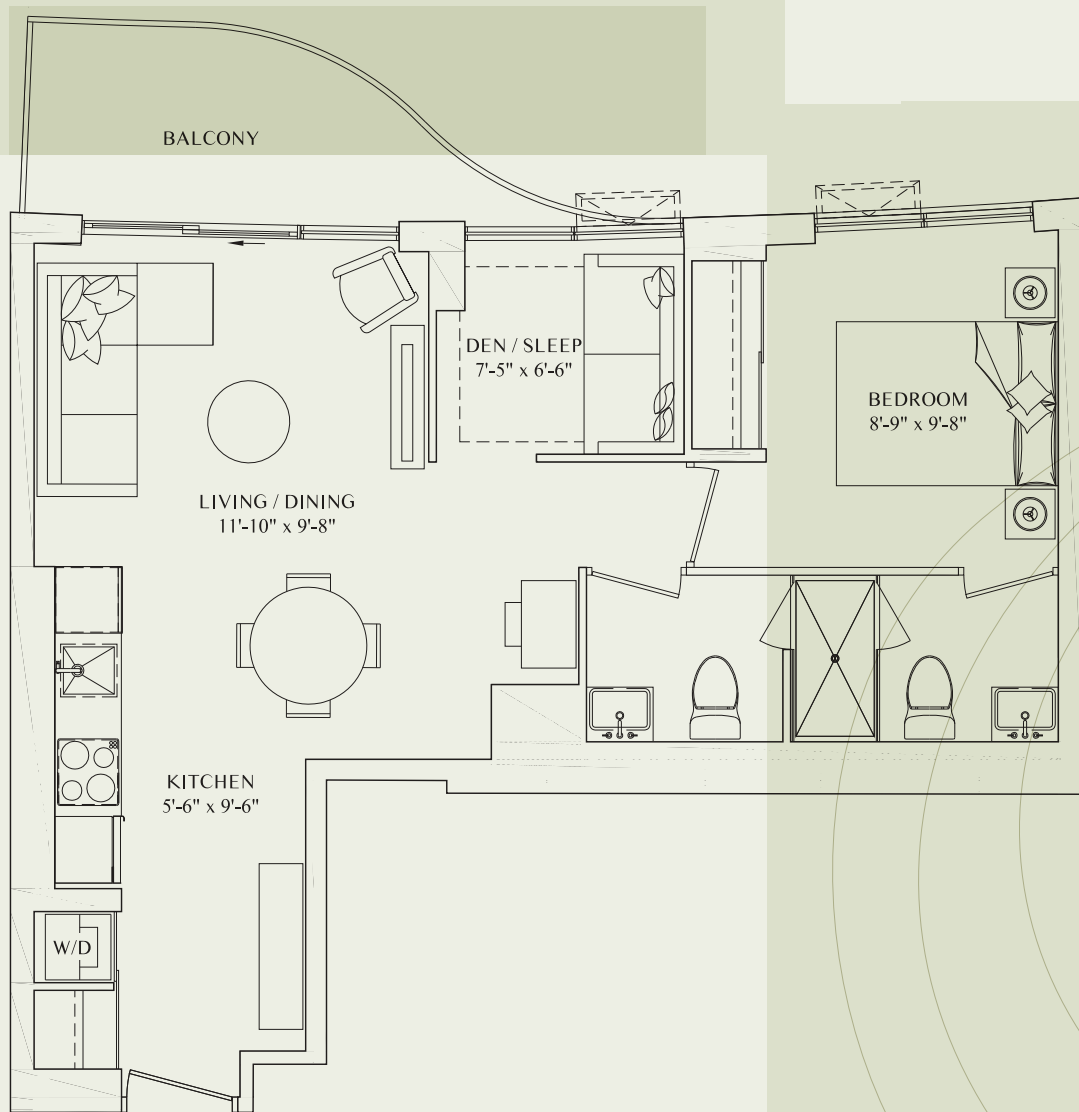
ASPENRIDGE

Illustrations are not to scale, materials, specifications and floorplans are subject to change without notice. All renderings are artist's concept only. All areas and stated room dimensions are approximate. Actual usable floor space may vary from the stated floor area. Floor area measured in accordance with Tarion warranty corporation. E. & O.E. Balcony sizes and configurations vary depending on floor level locations. October 2023.

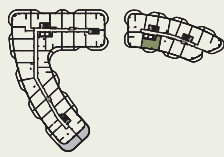
LILY

1Q-D

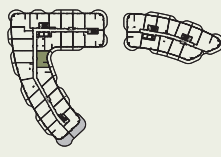
SUITE: 624 SQ.FT. | BALCONY: 70-111 SQ.FT.
1 BEDROOM + DEN, 2 BATHROOMS
SOUTHEAST FACING



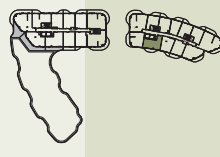
FLOOR THREE



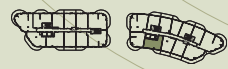
FLOOR FOUR



FLOOR FIVE



FLOOR SIX



FLOOR SEVEN



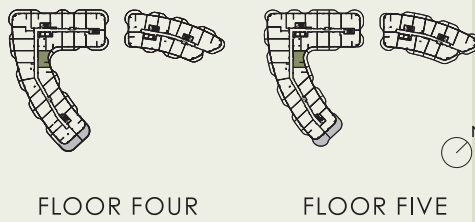
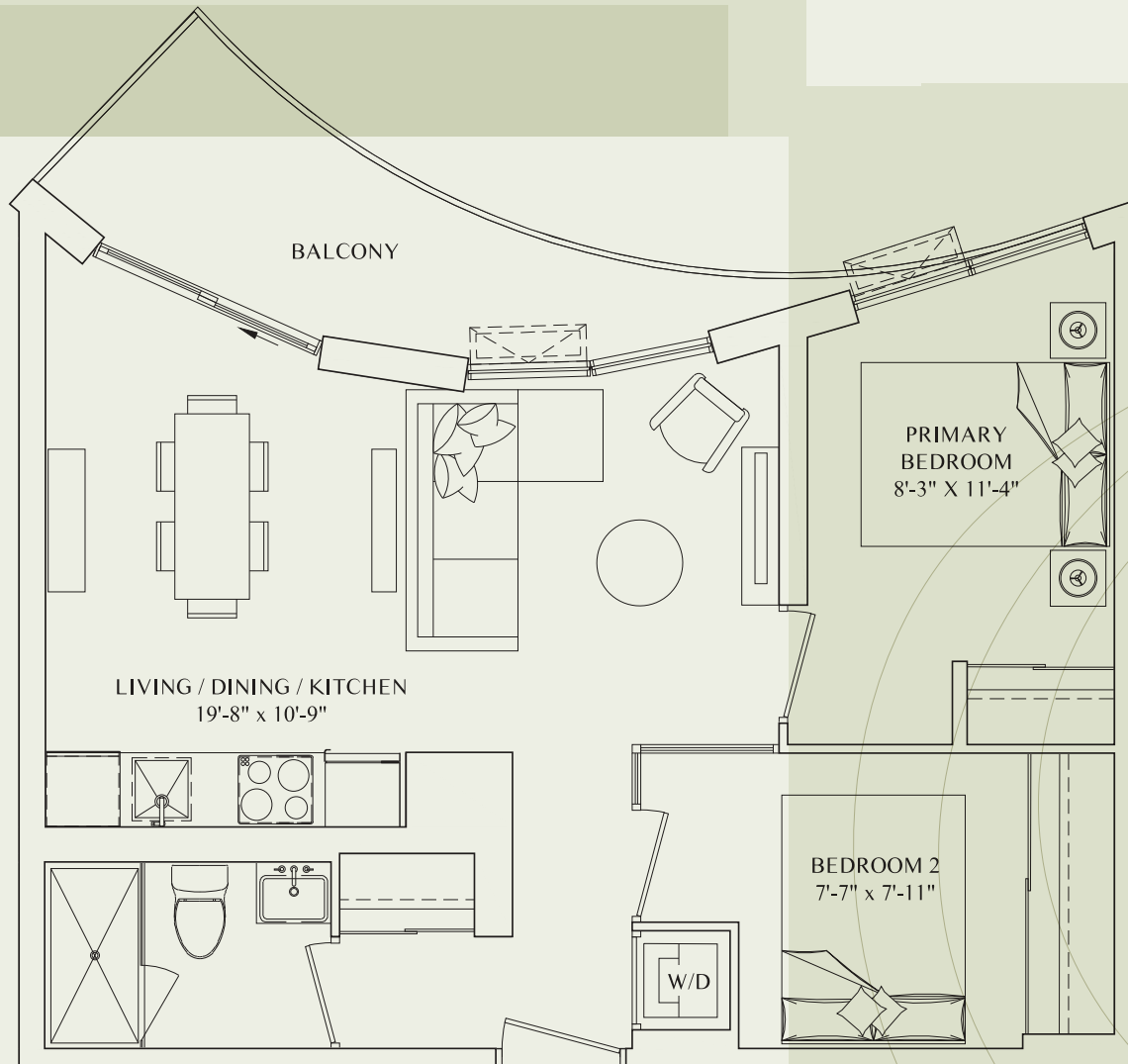
ASPENRIDGE®

Illustrations are not to scale, materials, specifications and floorplans are subject to change without notice. All renderings are artist's concept only. All areas and stated room dimensions are approximate. Actual usable floor space may vary from the stated floor area. Floor area measured in accordance with Tarion warranty corporation. E. & O.E. Balcony sizes and configurations vary depending on floor level locations. October 2023.

LILY

2A

SUITE: 601 SQ.FT. | BALCONY: 83-164 SQ.FT.
2 BEDROOMS, 1 BATHROOM
NORTHEAST FACING

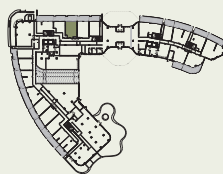
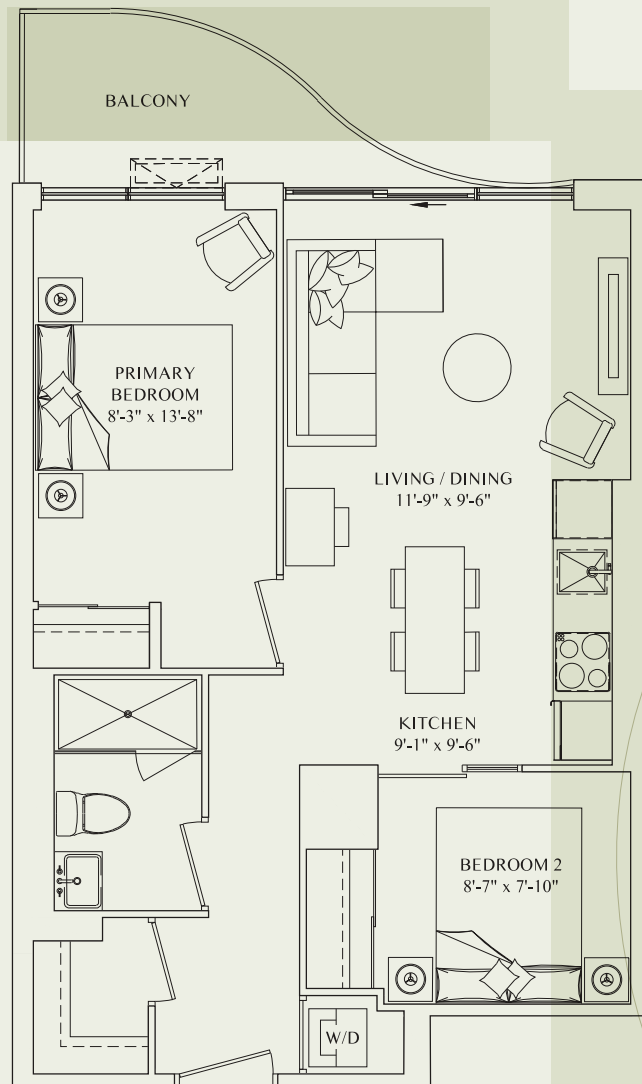


Illustrations are not to scale, materials, specifications and floorplans are subject to change without notice. All renderings are artist's concept only. All areas and stated room dimensions are approximate. Actual usable floor space may vary from the stated floor area. Floor area measured in accordance with Tarion warranty corporation. E. & O.E. Balcony sizes and configurations vary depending on floor level locations. October 2023.

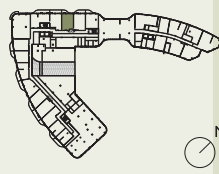
LILY

2B

SUITE: 604-622 SQ.FT. | BALCONY: 58 SQ.FT. | TERRACE: 185 SQ.FT.
2 BEDROOMS, 1 BATHROOM
NORTHWEST FACING



FLOOR ONE



FLOOR TWO



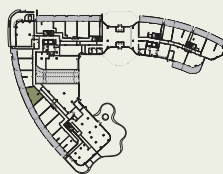
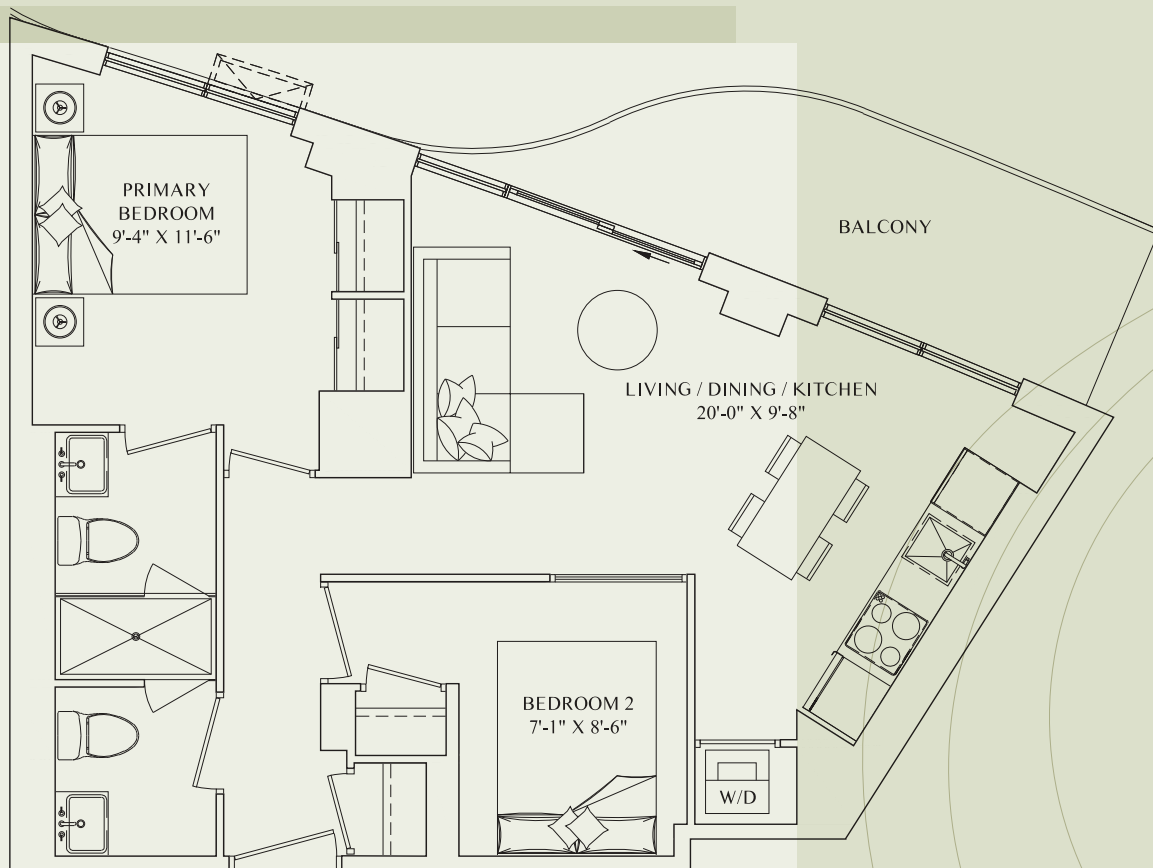
ASPENRIDGE

Illustrations are not to scale, materials, specifications and floorplans are subject to change without notice. All renderings are artist's concept only. All areas and stated room dimensions are approximate. Actual usable floor space may vary from the stated floor area. Floor area measured in accordance with Tarion warranty corporation. E. & O.E. Balcony sizes and configurations vary depending on floor level locations. October 2023.

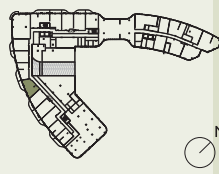
LILY

2C

SUITE: 621-625 SQ.FT. | BALCONY: 102 SQ.FT. | TERRACE: 350 SQ.FT.
2 BEDROOMS, 2 BATHROOMS
SOUTH FACING



FLOOR ONE



FLOOR TWO



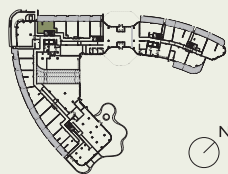
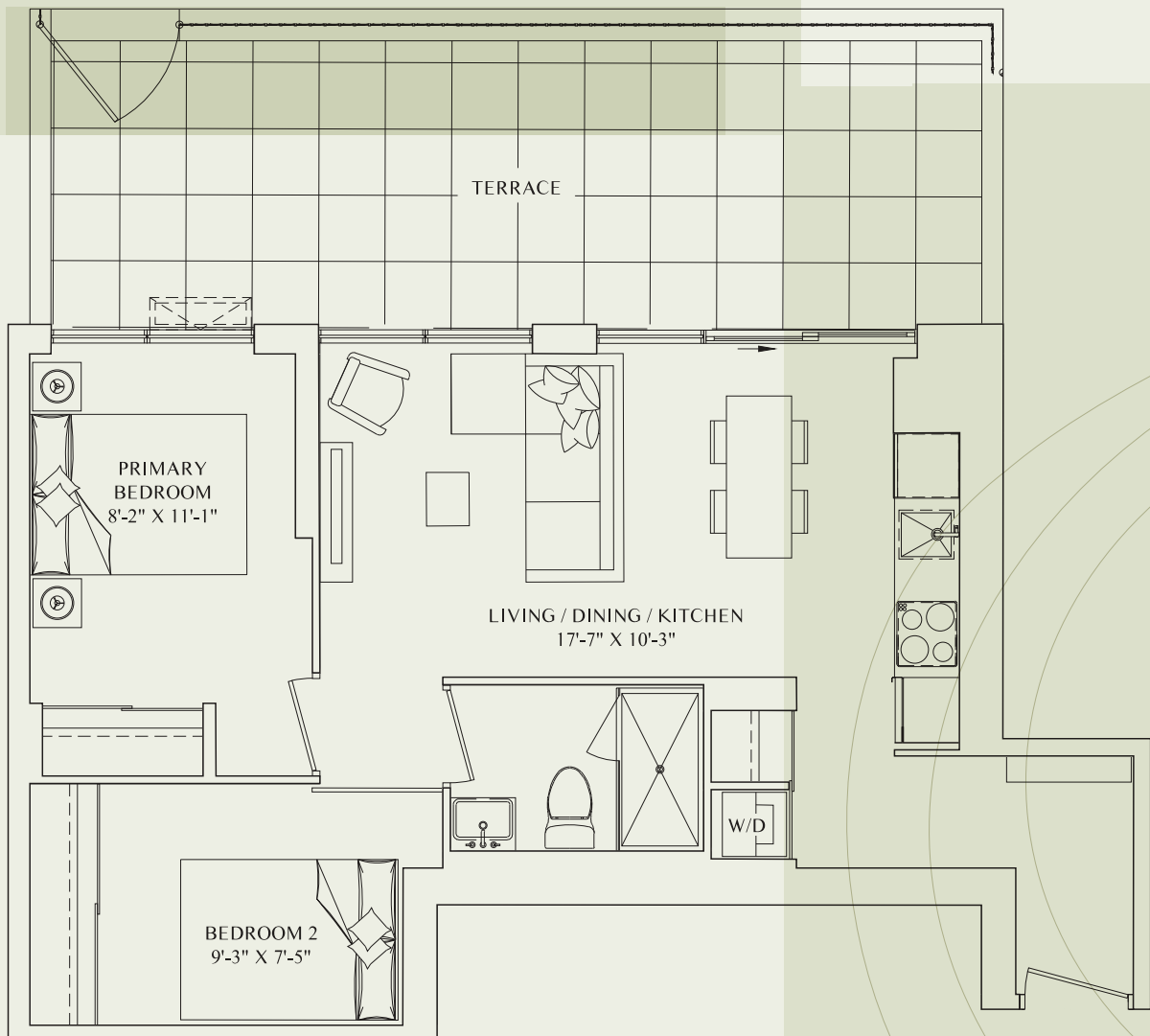
ASPENRIDGE®

Illustrations are not to scale, materials, specifications and floorplans are subject to change without notice. All renderings are artist's concept only. All areas and stated room dimensions are approximate. Actual usable floor space may vary from the stated floor area. Floor area measured in accordance with Tarion warranty corporation. E. & O.E. Balcony sizes and configurations vary depending on floor level locations. October 2023.

LILY

2D

SUITE: 624 SQ.FT. | TERRACE: 273 SQ.FT.
2 BEDROOMS, 1 BATHROOM
WEST FACING



FLOOR ONE



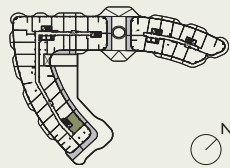
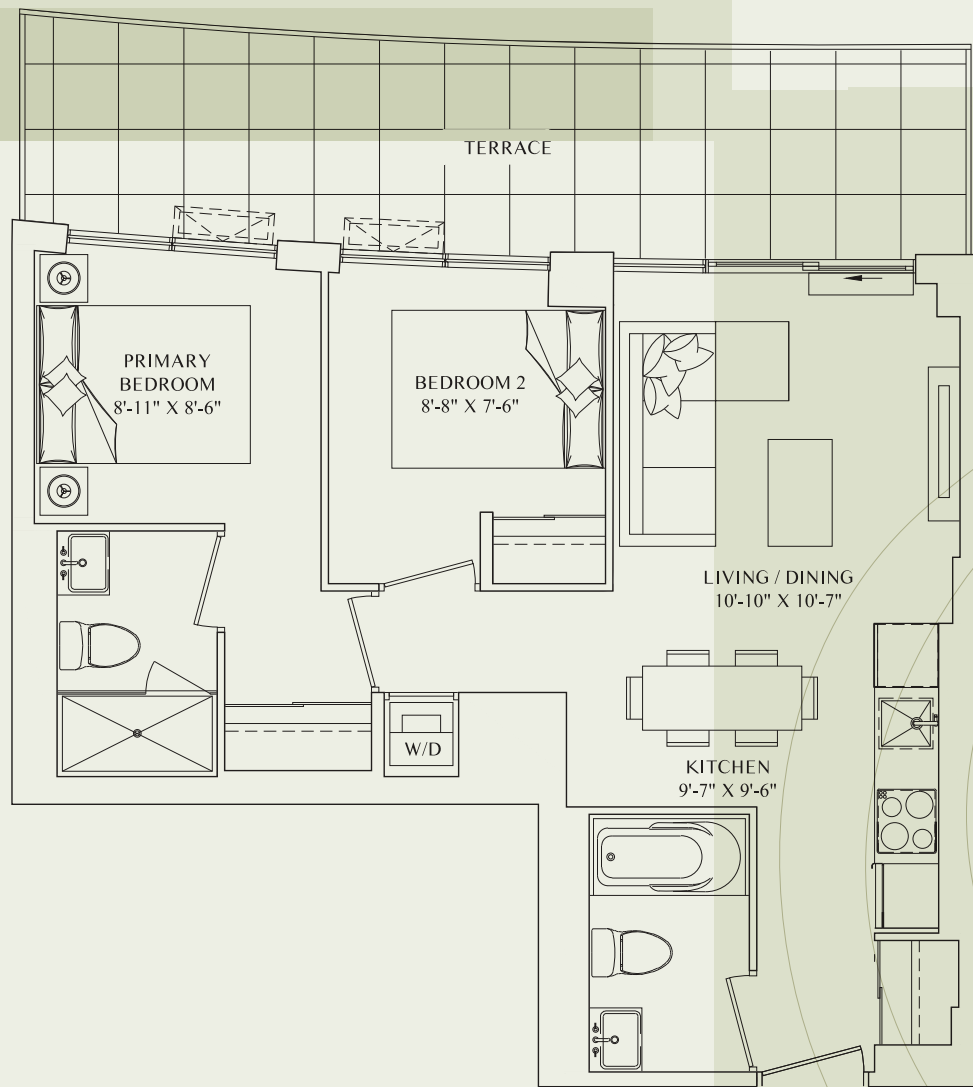
ASPENRIDGE®

Illustrations are not to scale, materials, specifications and floorplans are subject to change without notice. All renderings are artist's concept only. All areas and stated room dimensions are approximate. Actual usable floor space may vary from the stated floor area. Floor area measured in accordance with Tarion warranty corporation. E. & O.E. Balcony sizes and configurations vary depending on floor level locations. October 2023.

LILY

2E

SUITE: 628 SQ.FT. | BALCONY: 192 SQ.FT.
2 BEDROOMS, 2 BATHROOMS
NORTH FACING



FLOOR THREE



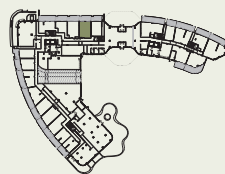
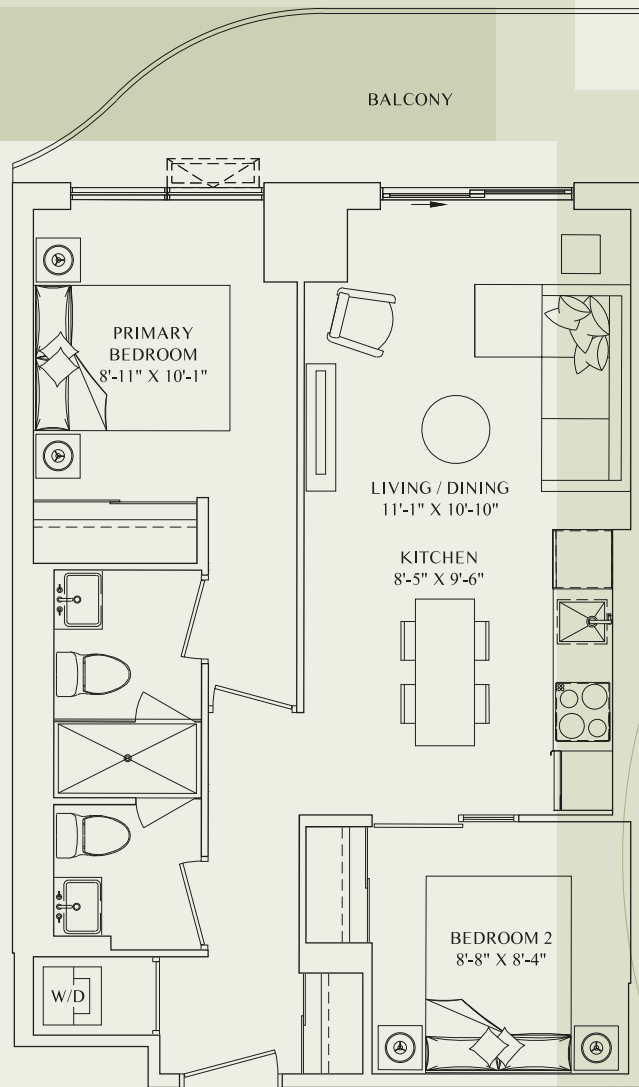
ASPENRIDGE

Illustrations are not to scale, materials, specifications and floorplans are subject to change without notice. All renderings are artist's concept only. All areas and stated room dimensions are approximate. Actual usable floor space may vary from the stated floor area. Floor area measured in accordance with Tarion warranty corporation. E. & O.E. Balcony sizes and configurations vary depending on floor level locations. October 2023.

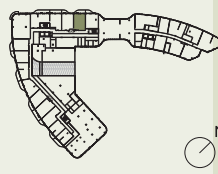
LILY

2F

SUITE: 634 SQ.FT. | BALCONY: 104 SQ.FT. | TERRACE: 189 SQ.FT.
2 BEDROOMS, 2 BATHROOMS
WEST FACING



FLOOR ONE



FLOOR TWO



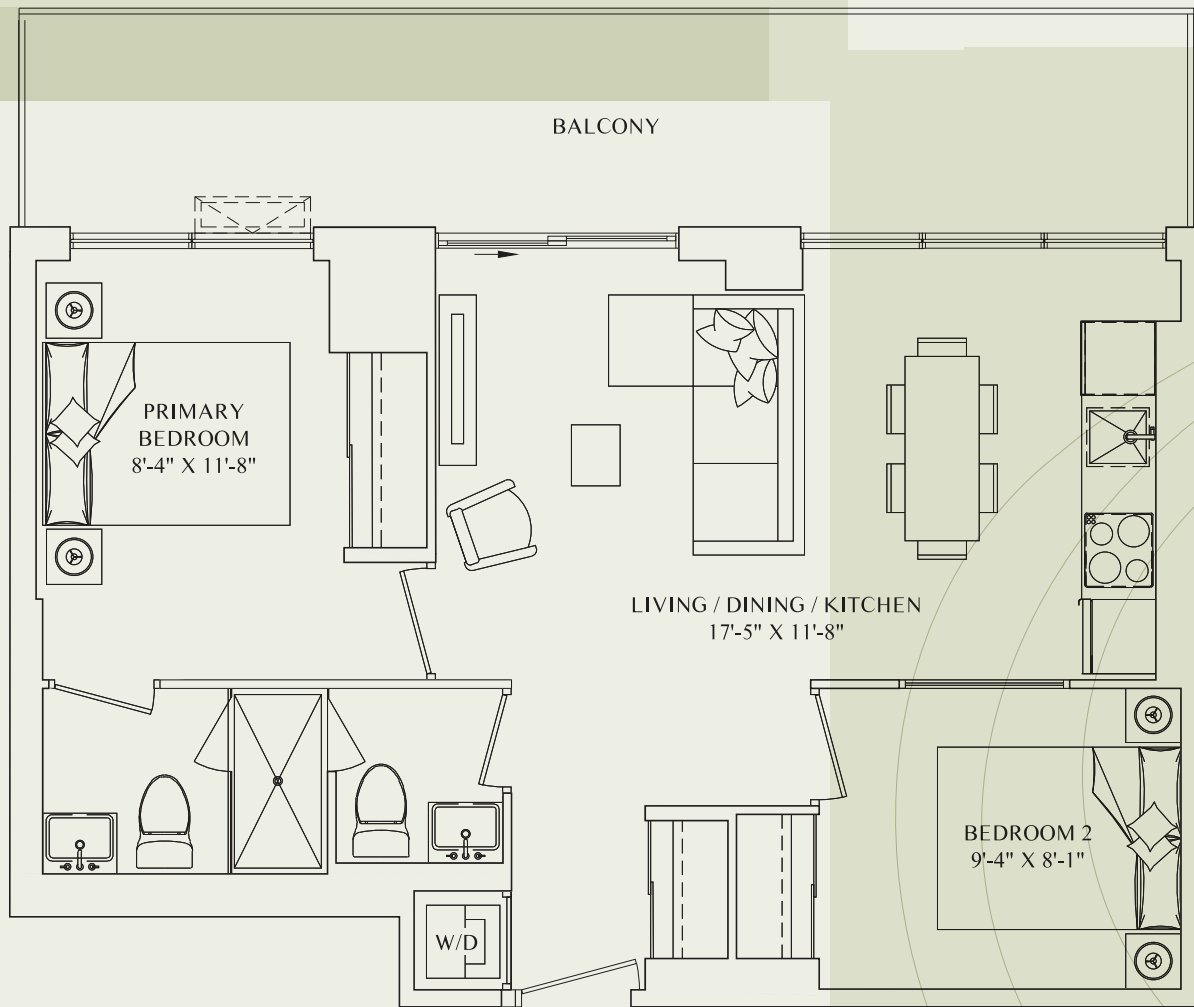
ASPENRIDGE

Illustrations are not to scale, materials, specifications and floorplans are subject to change without notice. All renderings are artist's concept only. All areas and stated room dimensions are approximate. Actual usable floor space may vary from the stated floor area. Floor area measured in accordance with Tarion warranty corporation. E. & O.E. Balcony sizes and configurations vary depending on floor level locations. October 2023.

LILY

2G

SUITE: 634 SQ.FT. | BALCONY: 186 SQ.FT. | TERRACE: 307 SQ.FT.
2 BEDROOMS, 2 BATHROOMS
NORTHWEST FACING



FLOOR EIGHT

FLOOR NINE



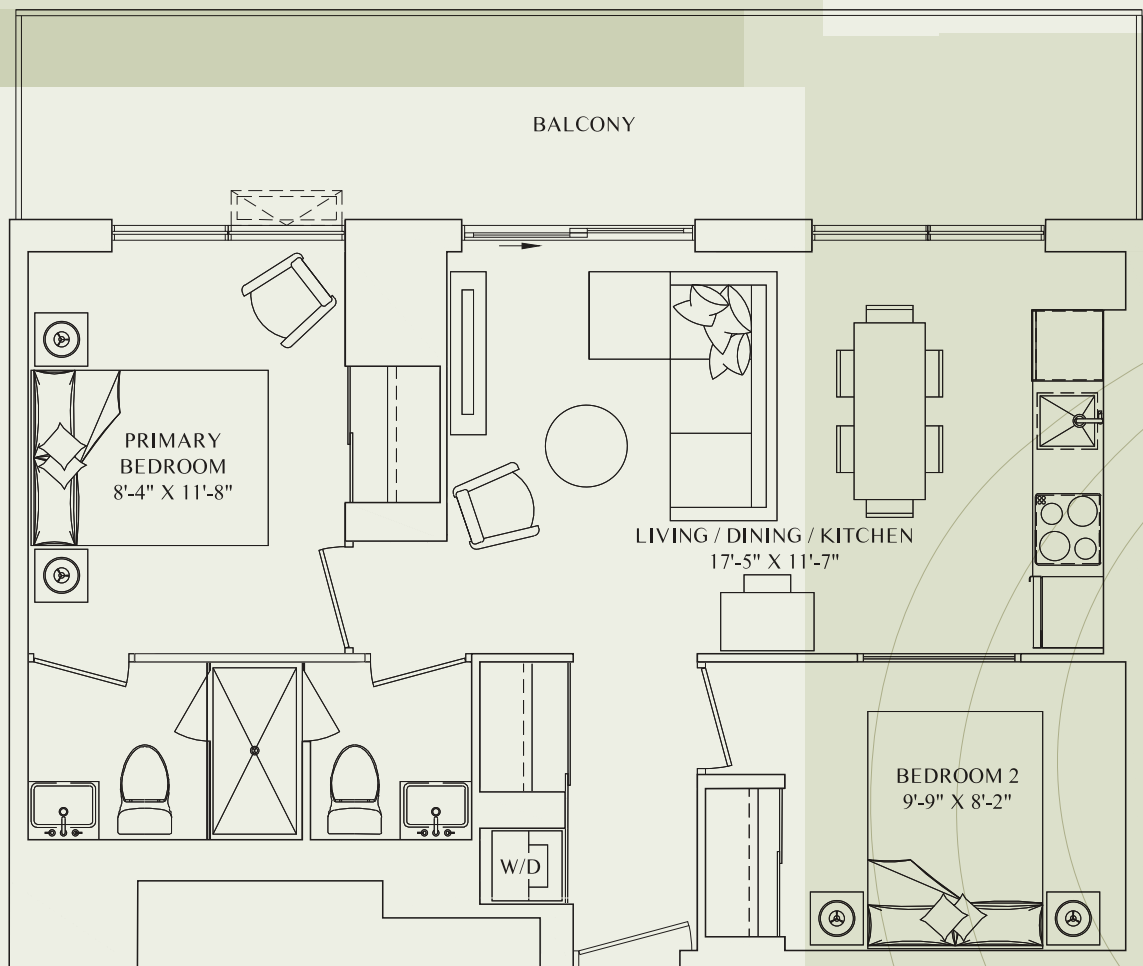
ASPENRIDGE®

Illustrations are not to scale, materials, specifications and floorplans are subject to change without notice. All renderings are artist's concept only. All areas and stated room dimensions are approximate. Actual usable floor space may vary from the stated floor area. Floor area measured in accordance with Tarion warranty corporation. E. & O.E. Balcony sizes and configurations vary depending on floor level locations. October 2023.

LILY

2H

SUITE: 634 SQ.FT. | BALCONY: 186 SQ.FT. | TERRACE: 316 SQ.FT.
2 BEDROOMS, 2 BATHROOMS
NORTHWEST FACING



FLOOR EIGHT

FLOOR NINE



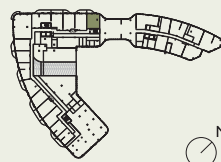
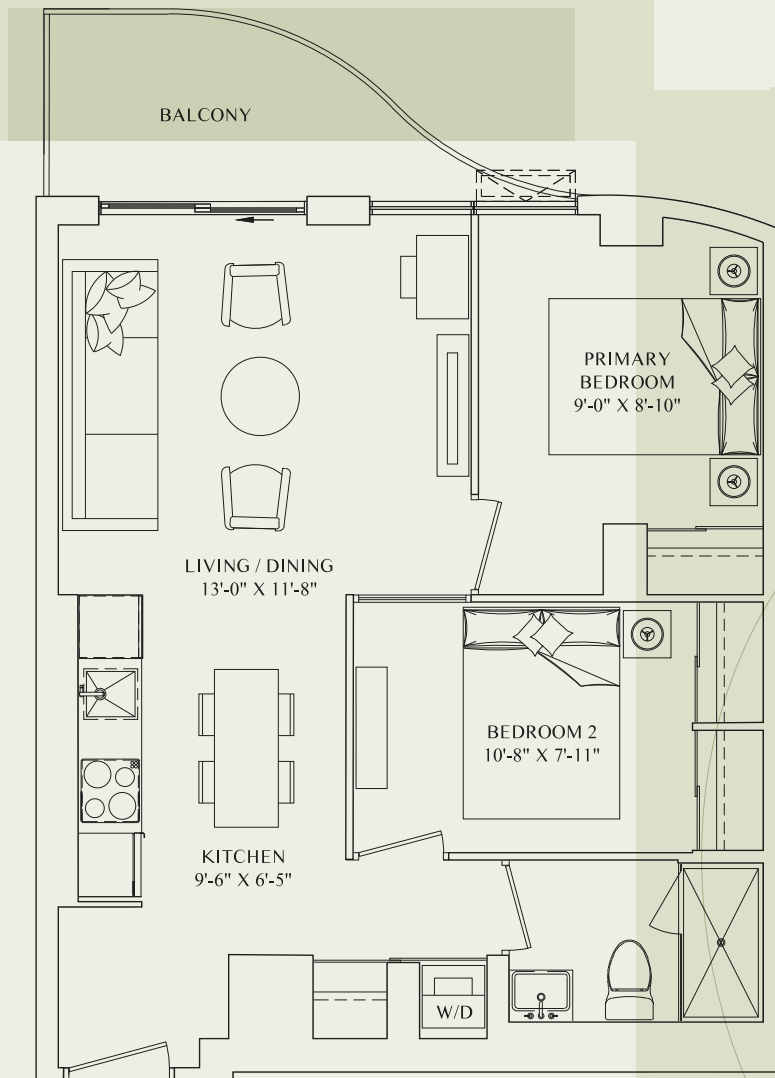
ASPENRIDGE®

Illustrations are not to scale, materials, specifications and floorplans are subject to change without notice. All renderings are artist's concept only. All areas and stated room dimensions are approximate. Actual usable floor space may vary from the stated floor area. Floor area measured in accordance with Tarion warranty corporation. E. & O.E. Balcony sizes and configurations vary depending on floor level locations. October 2023.

LILY

2J

SUITE: 636 SQ.FT. | BALCONY: 64 SQ.FT.
2 BEDROOMS, 1 BATHROOM
NORTHWEST FACING



FLOOR TWO



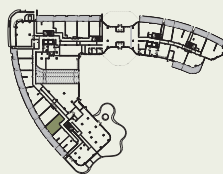
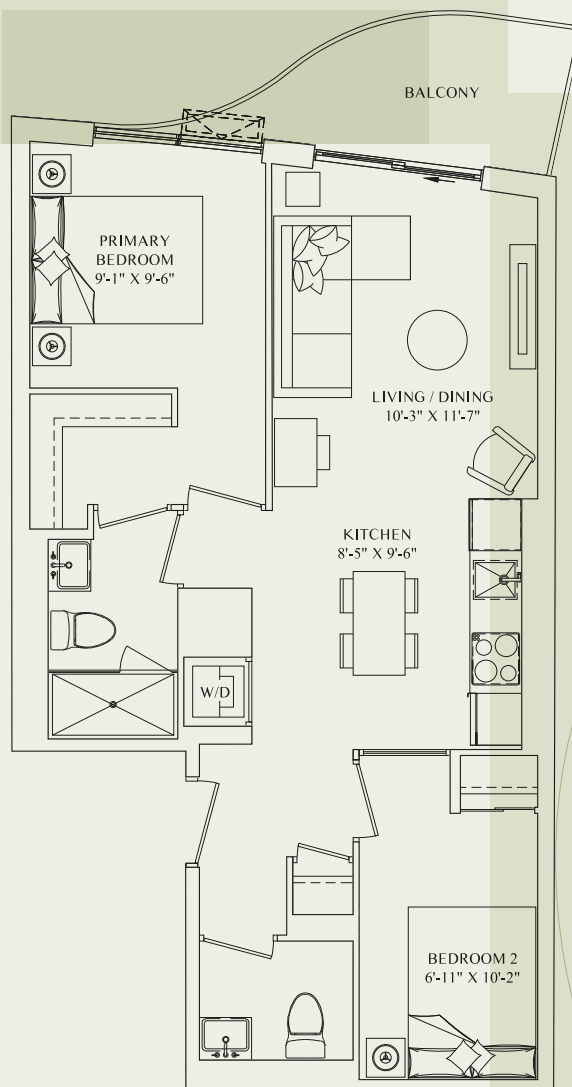
ASPENRIDGE

Illustrations are not to scale, materials, specifications and floorplans are subject to change without notice. All renderings are artist's concept only. All areas and stated room dimensions are approximate. Actual usable floor space may vary from the stated floor area. Floor area measured in accordance with Tarion warranty corporation. E. & O.E. Balcony sizes and configurations vary depending on floor level locations. October 2023.

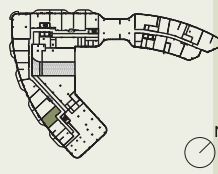
LILY

2K

SUITE: 657 SQ.FT. | BALCONY: 61 SQ.FT. | TERRACE: 184 SQ.FT.
2 BEDROOMS, 2 BATHROOMS
SOUTH FACING



FLOOR ONE



FLOOR TWO



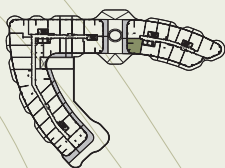
ASPENRIDGE®

Illustrations are not to scale, materials, specifications and floorplans are subject to change without notice. All renderings are artist's concept only. All areas and stated room dimensions are approximate. Actual usable floor space may vary from the stated floor area. Floor area measured in accordance with Tarion warranty corporation. E. & O.E. Balcony sizes and configurations vary depending on floor level locations. October 2023.

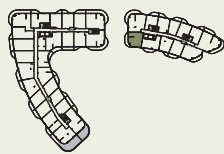
LILY

2L

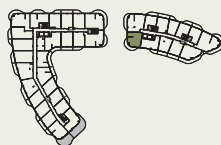
SUITE: 657 SQ.FT. | BALCONY/TERRACE: 136-234 SQ.FT.
2 BEDROOMS, 1 BATHROOM
SOUTH FACING



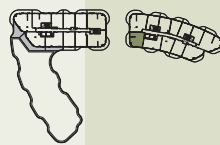
FLOOR THREE



FLOOR FOUR



FLOOR FIVE



FLOOR SIX



FLOOR SEVEN



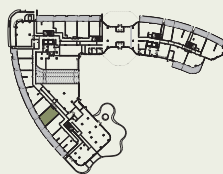
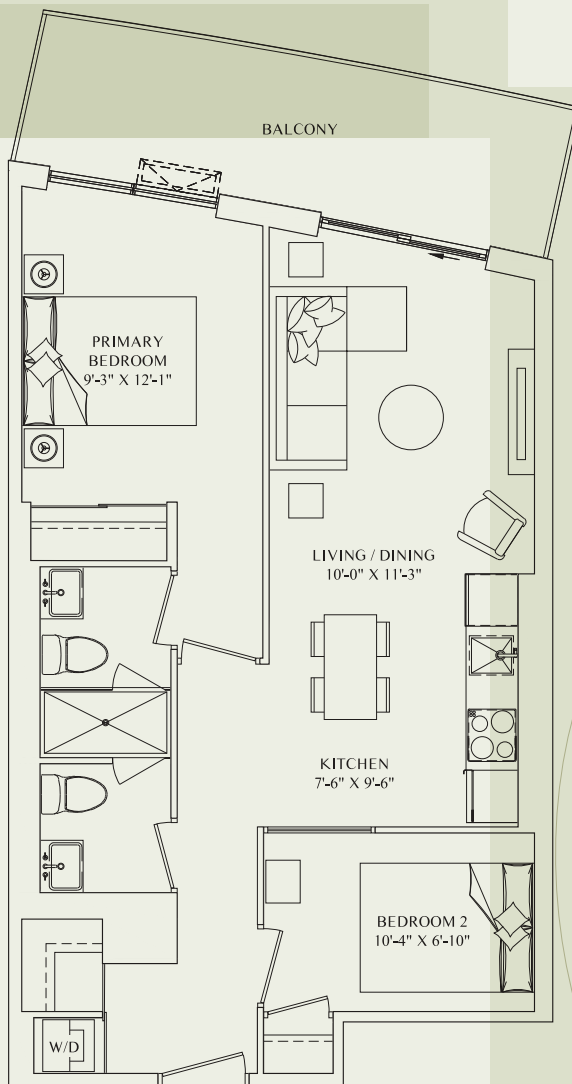
ASPENRIDGE®

Illustrations are not to scale, materials, specifications and floorplans are subject to change without notice. All renderings are artist's concept only. All areas and stated room dimensions are approximate. Actual usable floor space may vary from the stated floor area. Floor area measured in accordance with Tarion warranty corporation. E. & O.E. Balcony sizes and configurations vary depending on floor level locations. October 2023.

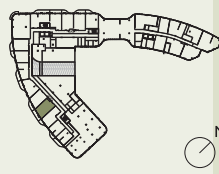
LILY

2M

SUITE: 661 SQ.FT. | BALCONY: 122 SQ.FT. | TERRACE: 186 SQ.FT.
2 BEDROOMS, 2 BATHROOMS
SOUTH FACING



FLOOR ONE



FLOOR TWO



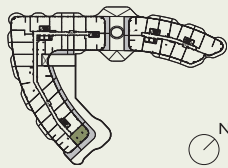
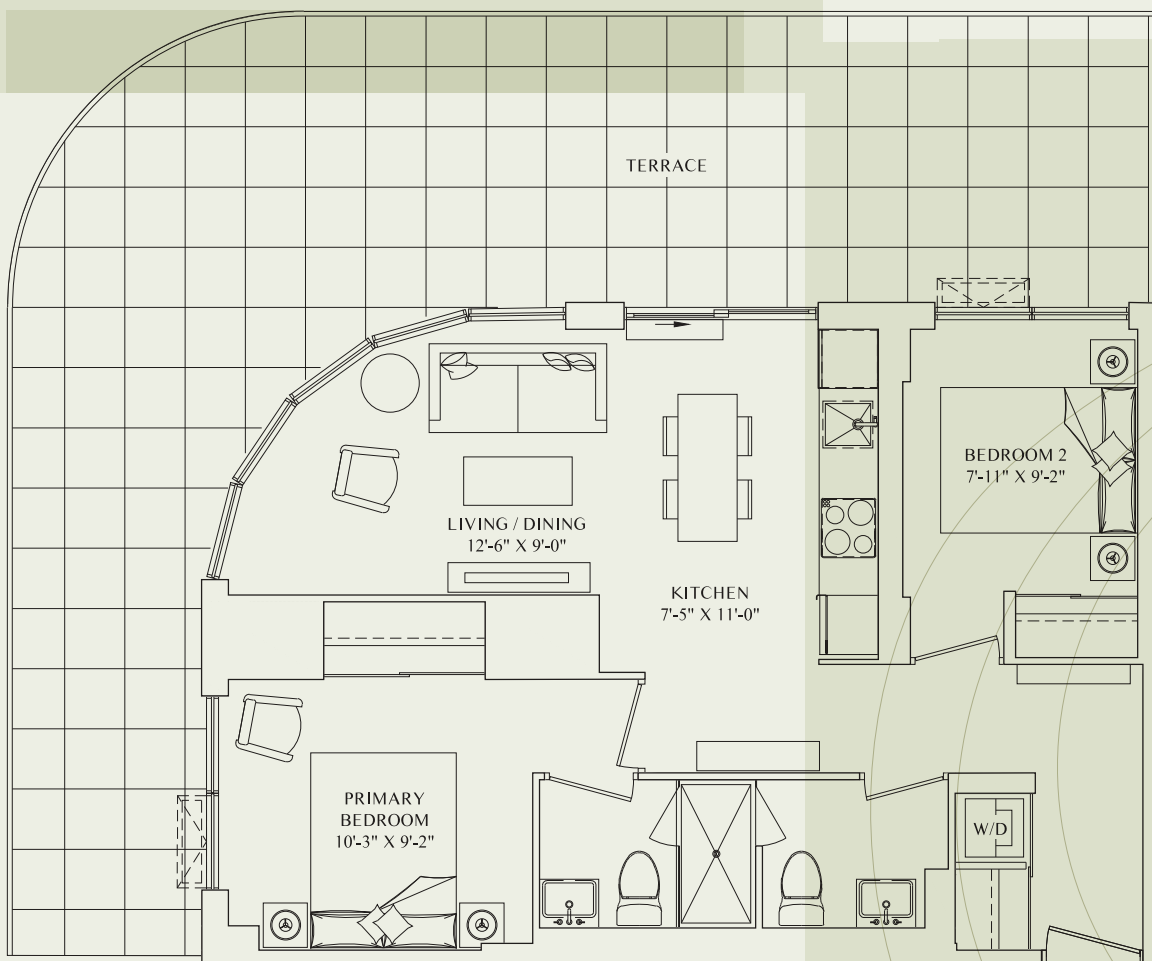
ASPENRIDGE

Illustrations are not to scale, materials, specifications and floorplans are subject to change without notice. All renderings are artist's concept only. All areas and stated room dimensions are approximate. Actual usable floor space may vary from the stated floor area. Floor area measured in accordance with Tarion warranty corporation. E. & O.E. Balcony sizes and configurations vary depending on floor level locations. October 2023.

LILY

2N

SUITE: 681 SQ.FT. | BALCONY: 521 SQ.FT.
2 BEDROOMS, 2 BATHROOMS
NORTH FACING



FLOOR THREE



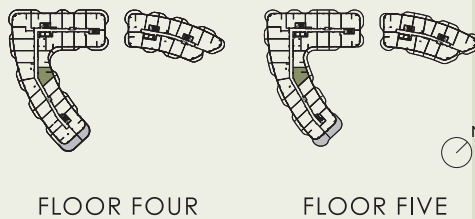
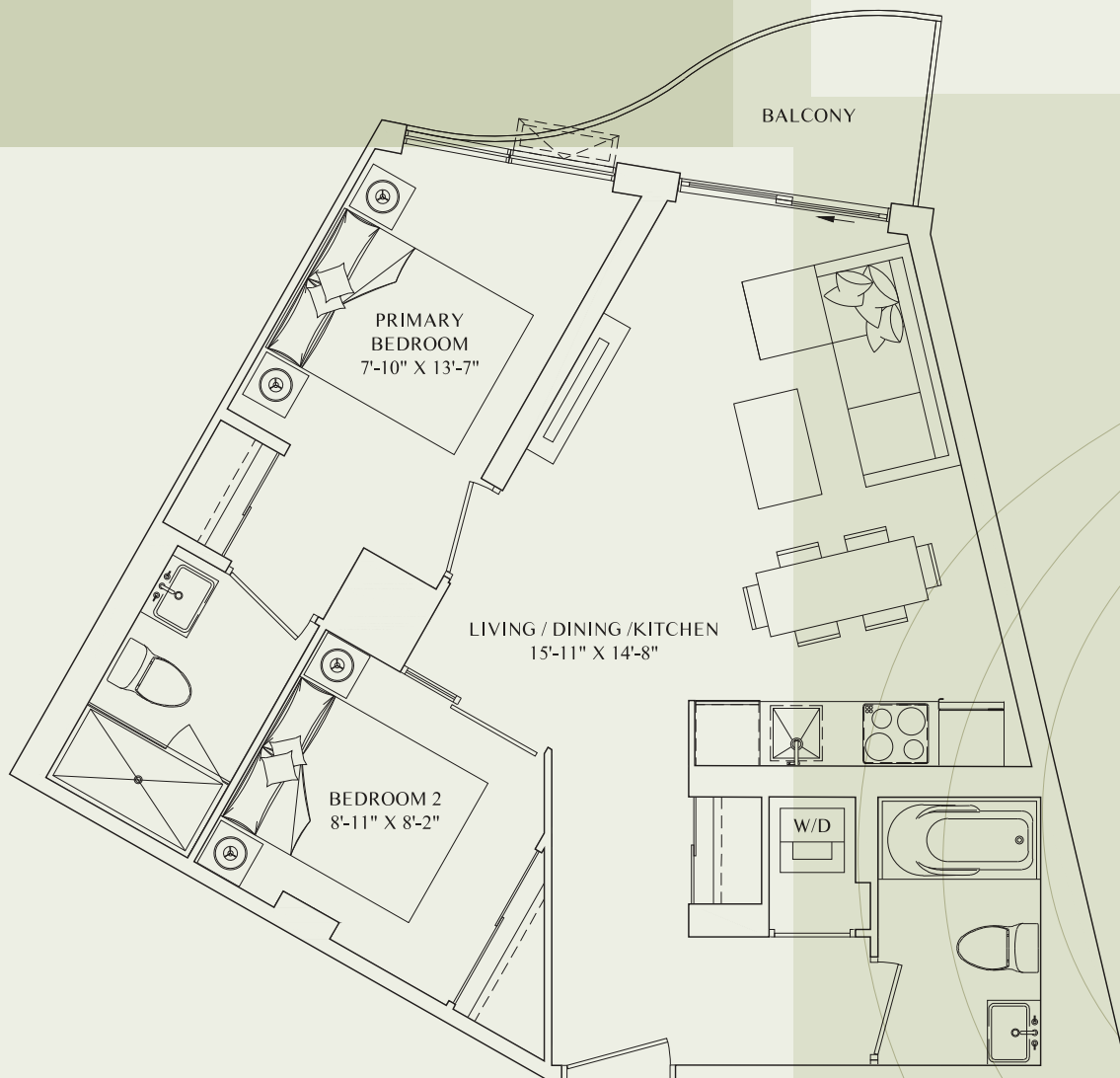
ASPENRIDGE

Illustrations are not to scale, materials, specifications and floorplans are subject to change without notice. All renderings are artist's concept only. All areas and stated room dimensions are approximate. Actual usable floor space may vary from the stated floor area. Floor area measured in accordance with Tarion warranty corporation. E. & O.E. Balcony sizes and configurations vary depending on floor level locations. October 2023.

LILY

2P

SUITE: 685 SQ.FT. | BALCONY: 45-97 SQ.FT.
2 BEDROOMS, 2 BATHROOMS
NORTH FACING

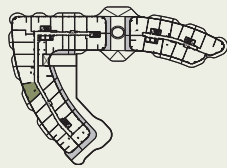


Illustrations are not to scale, materials, specifications and floorplans are subject to change without notice. All renderings are artist's concept only. All areas and stated room dimensions are approximate. Actual usable floor space may vary from the stated floor area. Floor area measured in accordance with Tarion warranty corporation. E. & O.E. Balcony sizes and configurations vary depending on floor level locations. October 2023.

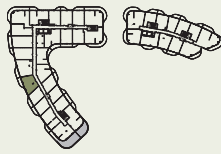
LILY

2Q

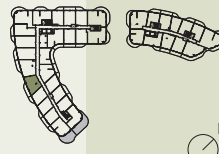
SUITE: 689 SQ.FT. | BALCONY: 102-139 SQ.FT.
2 BEDROOMS, 2 BATHROOMS
SOUTHWEST FACING



FLOOR THREE



FLOOR FOUR



FLOOR FIVE



ASPENRIDGE®

Illustrations are not to scale, materials, specifications and floorplans are subject to change without notice. All renderings are artist's concept only. All areas and stated room dimensions are approximate. Actual usable floor space may vary from the stated floor area. Floor area measured in accordance with Tarion warranty corporation. E. & O.E. Balcony sizes and configurations vary depending on floor level locations. October 2023.

LILY

2R

SUITE: 696 SQ.FT. | BALCONY: 393 SQ.FT.
2 BEDROOMS, 2 BATHROOMS
SOUTHWEST FACING



FLOOR EIGHT



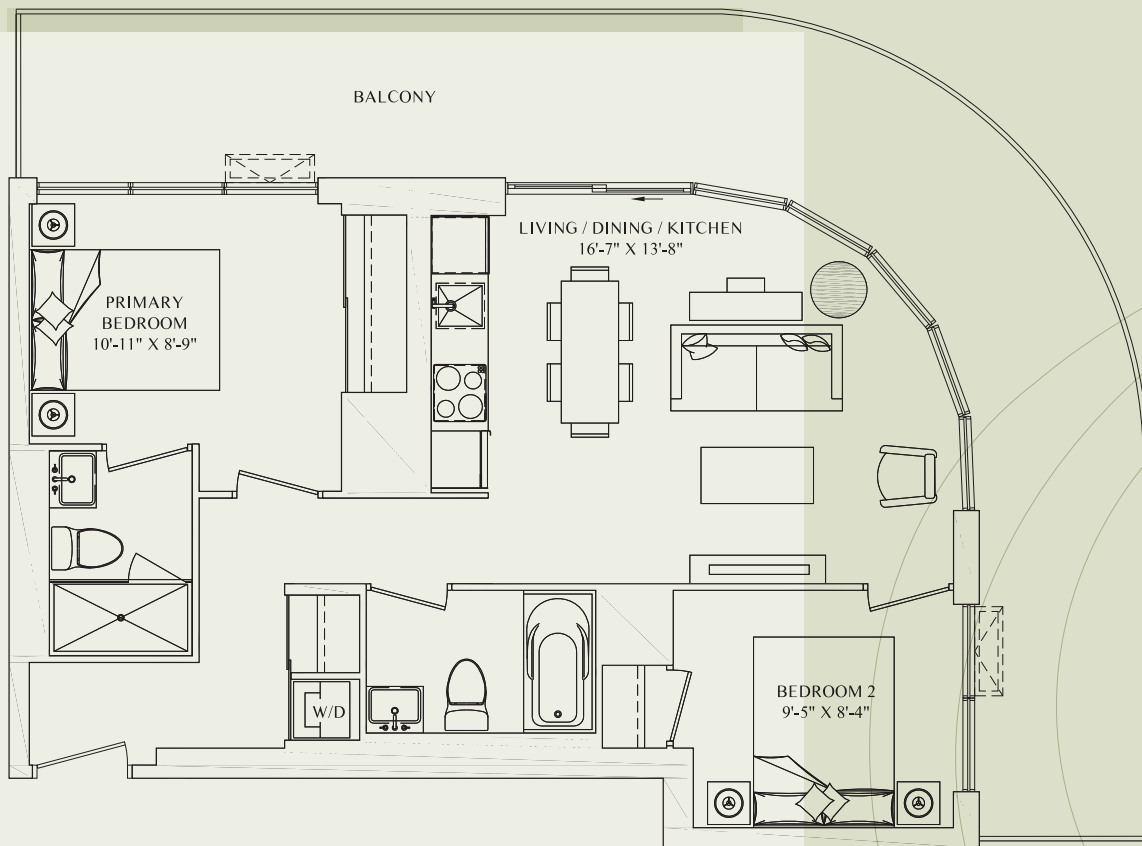
ASPENRIDGE®

Illustrations are not to scale, materials, specifications and floorplans are subject to change without notice. All renderings are artist's concept only. All areas and stated room dimensions are approximate. Actual usable floor space may vary from the stated floor area. Floor area measured in accordance with Tarion warranty corporation. E. & O.E. Balcony sizes and configurations vary depending on floor level locations. October 2023.

LILY

2S

SUITE: 701 SQ.FT. | BALCONY: 338 SQ.FT. | TERRACE: 485 SQ.FT.
2 BEDROOMS, 2 BATHROOMS
NORTHWEST FACING



FLOOR EIGHT

FLOOR NINE



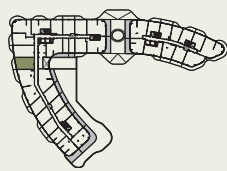
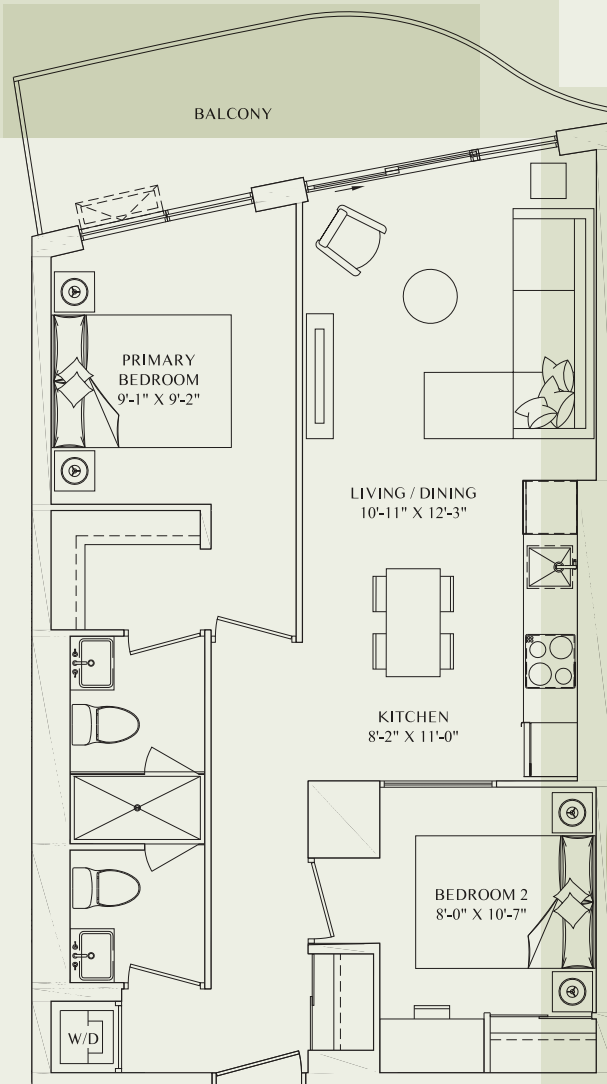
ASPENRIDGE

Illustrations are not to scale, materials, specifications and floorplans are subject to change without notice. All renderings are artist's concept only. All areas and stated room dimensions are approximate. Actual usable floor space may vary from the stated floor area. Floor area measured in accordance with Tarion warranty corporation. E. & O.E. Balcony sizes and configurations vary depending on floor level locations. October 2023.

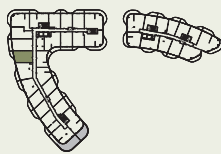
LILY

2T

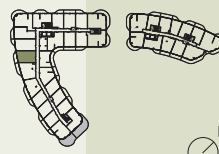
SUITE: 706 SQ.FT. | BALCONY: 66-104 SQ.FT.
2 BEDROOMS, 2 BATHROOMS
SOUTHWEST FACING



FLOOR THREE



FLOOR FOUR



FLOOR FIVE



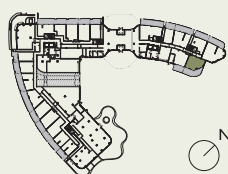
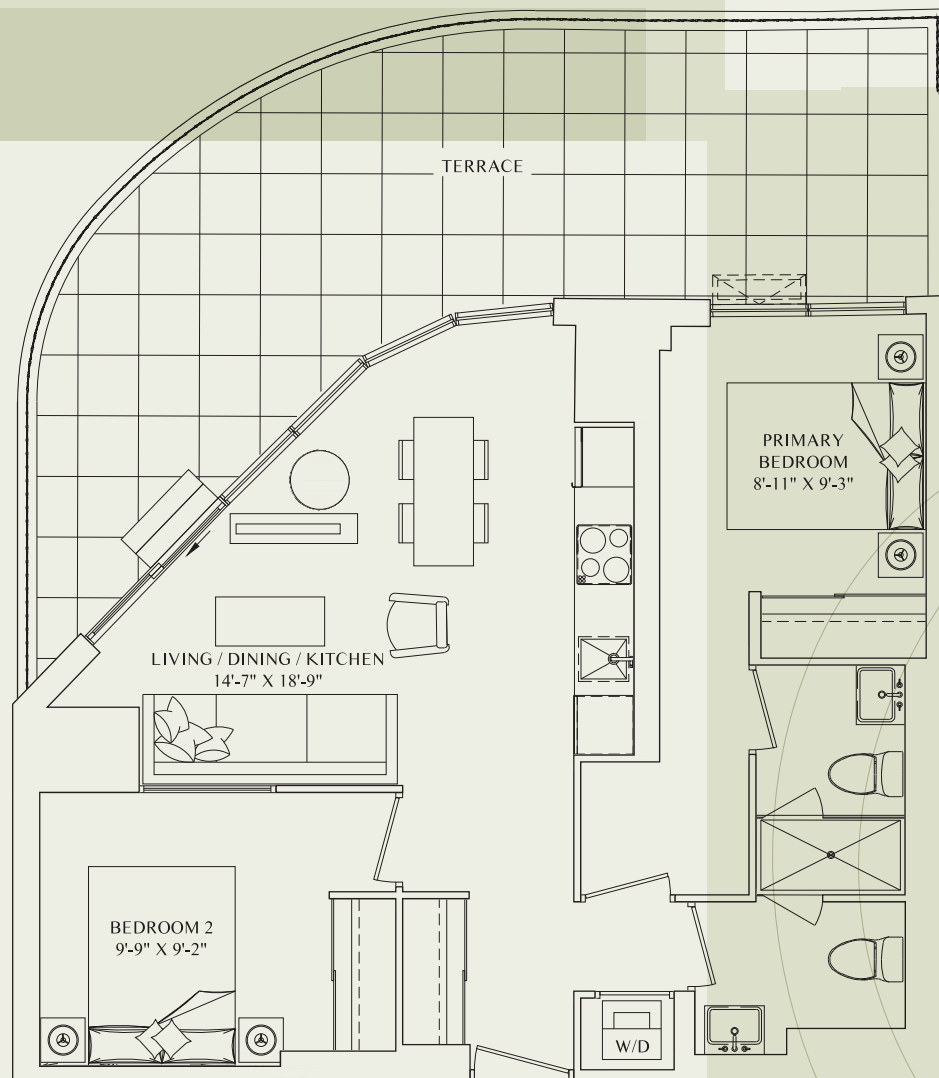
ASPENRIDGE®

Illustrations are not to scale, materials, specifications and floorplans are subject to change without notice. All renderings are artist's concept only. All areas and stated room dimensions are approximate. Actual usable floor space may vary from the stated floor area. Floor area measured in accordance with Tarion warranty corporation. E. & O.E. Balcony sizes and configurations vary depending on floor level locations. October 2023.

LILY

2U

SUITE: 709 SQ.FT. | BALCONY: 327 SQ.FT.
2 BEDROOMS, 2 BATHROOMS
SOUTHEAST FACING



FLOOR ONE



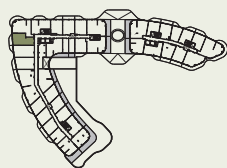
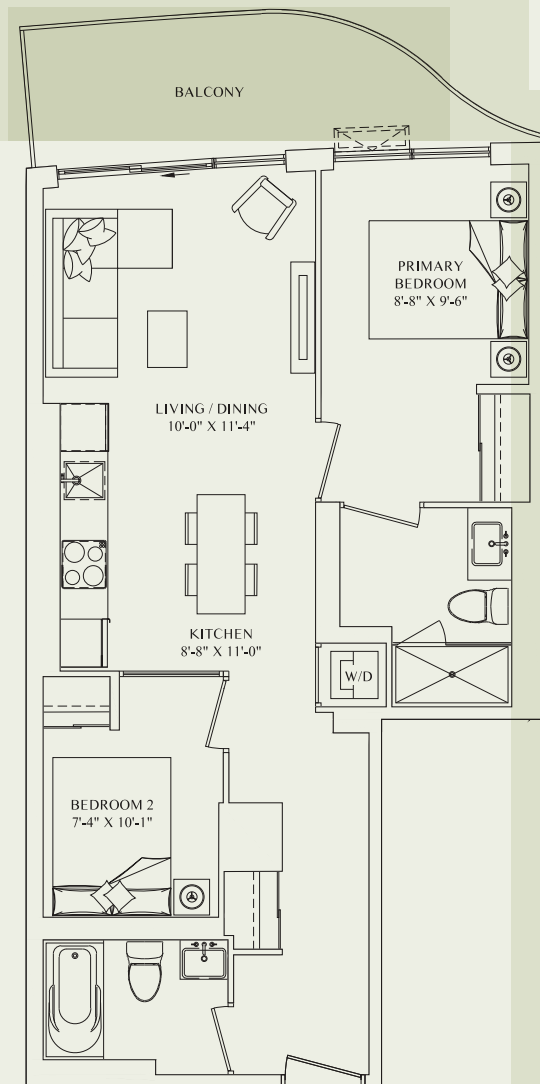
ASPENRIDGE®

Illustrations are not to scale, materials, specifications and floorplans are subject to change without notice. All renderings are artist's concept only. All areas and stated room dimensions are approximate. Actual usable floor space may vary from the stated floor area. Floor area measured in accordance with Tarion warranty corporation. E. & O.E. Balcony sizes and configurations vary depending on floor level locations. October 2023.

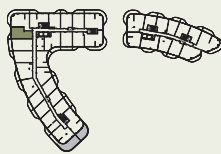
LILY

2V(BF)

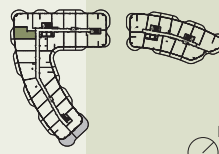
SUITE: 709 SQ.FT. | BALCONY: 42-99 SQ.FT.
2 BEDROOMS, 2 BATHROOMS
SOUTHWEST FACING



FLOOR THREE



FLOOR FOUR



FLOOR FIVE



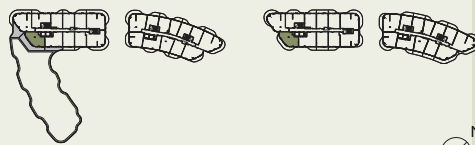
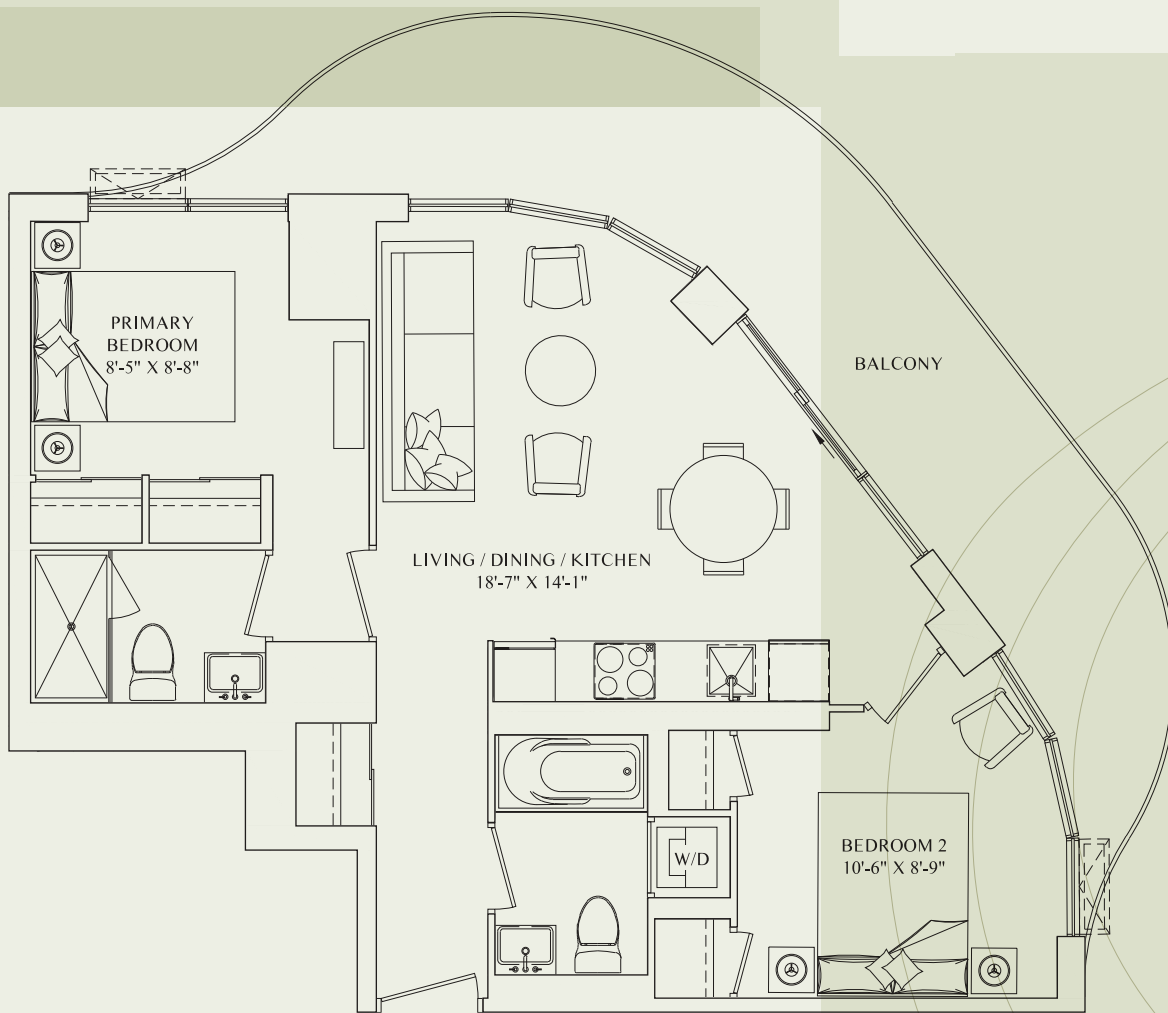
ASPENRIDGE®

Illustrations are not to scale, materials, specifications and floorplans are subject to change without notice. All renderings are artist's concept only. All areas and stated room dimensions are approximate. Actual usable floor space may vary from the stated floor area. Floor area measured in accordance with Tarion warranty corporation. E. & O.E. Balcony sizes and configurations vary depending on floor level locations. October 2023.

LILY

2W

SUITE: 710 SQ.FT. | BALCONY: 228 SQ.FT. | TERRACE: 475 SQ.FT.
2 BEDROOMS, 2 BATHROOMS
NORTHWEST FACING



FLOOR SIX

FLOOR SEVEN



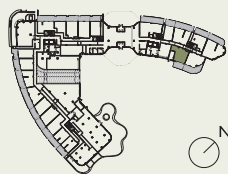
ASPENRIDGE

Illustrations are not to scale, materials, specifications and floorplans are subject to change without notice. All renderings are artist's concept only. All areas and stated room dimensions are approximate. Actual usable floor space may vary from the stated floor area. Floor area measured in accordance with Tarion warranty corporation. E. & O.E. Balcony sizes and configurations vary depending on floor level locations. October 2023.

LILY

2X

SUITE: 711 SQ.FT. | BALCONY: 167 SQ.FT.
2 BEDROOMS, 2 BATHROOMS
SOUTHWEST FACING



FLOOR ONE



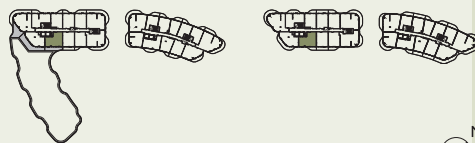
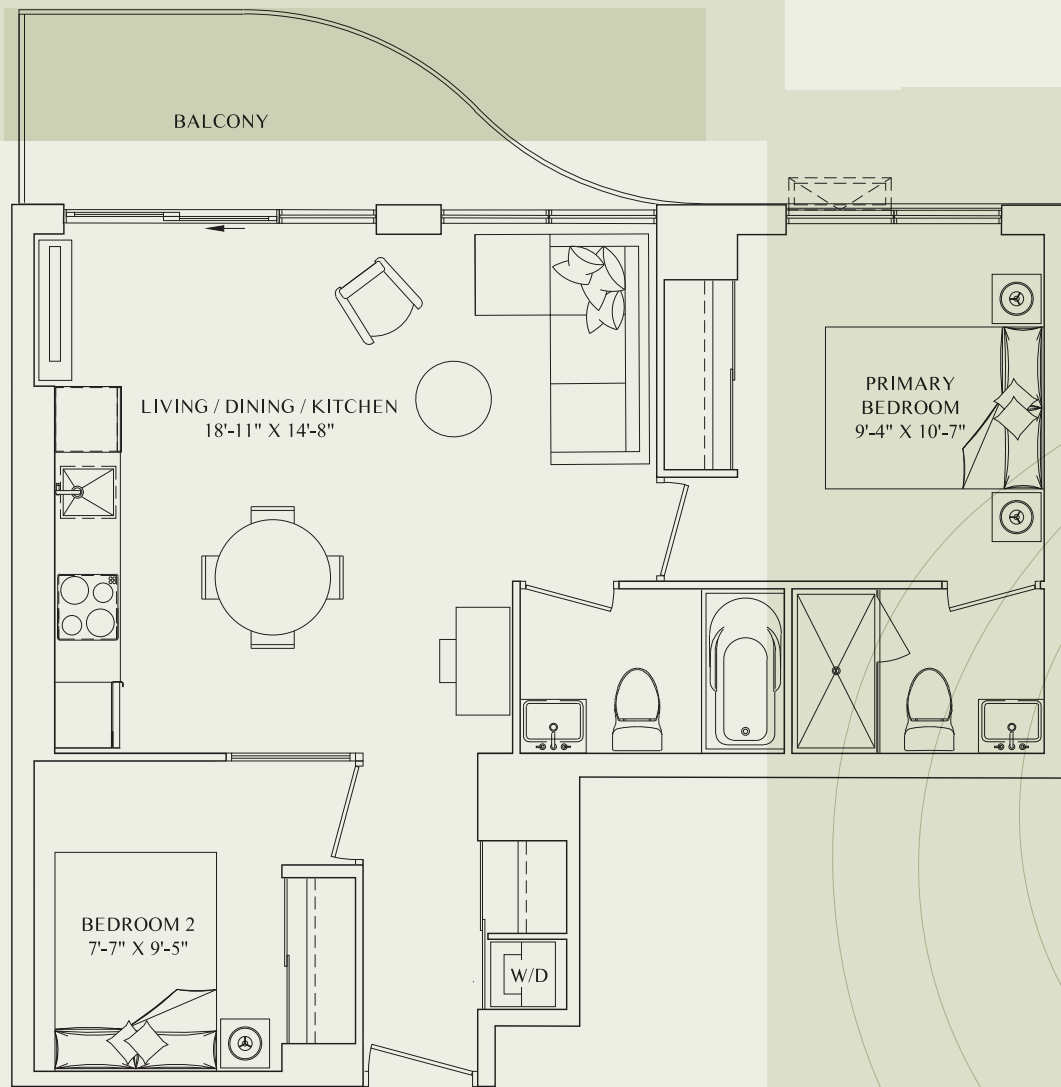
ASPENRIDGE

Illustrations are not to scale, materials, specifications and floorplans are subject to change without notice. All renderings are artist's concept only. All areas and stated room dimensions are approximate. Actual usable floor space may vary from the stated floor area. Floor area measured in accordance with Tarion warranty corporation. E. & O.E. Balcony sizes and configurations vary depending on floor level locations. October 2023.

LILY

2Y

SUITE: 711 SQ.FT. | BALCONY: 81 SQ.FT. | TERRACE: 213 SQ.FT.
2 BEDROOMS, 2 BATHROOMS
SOUTHEAST FACING



FLOOR SIX

FLOOR SEVEN



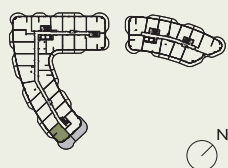
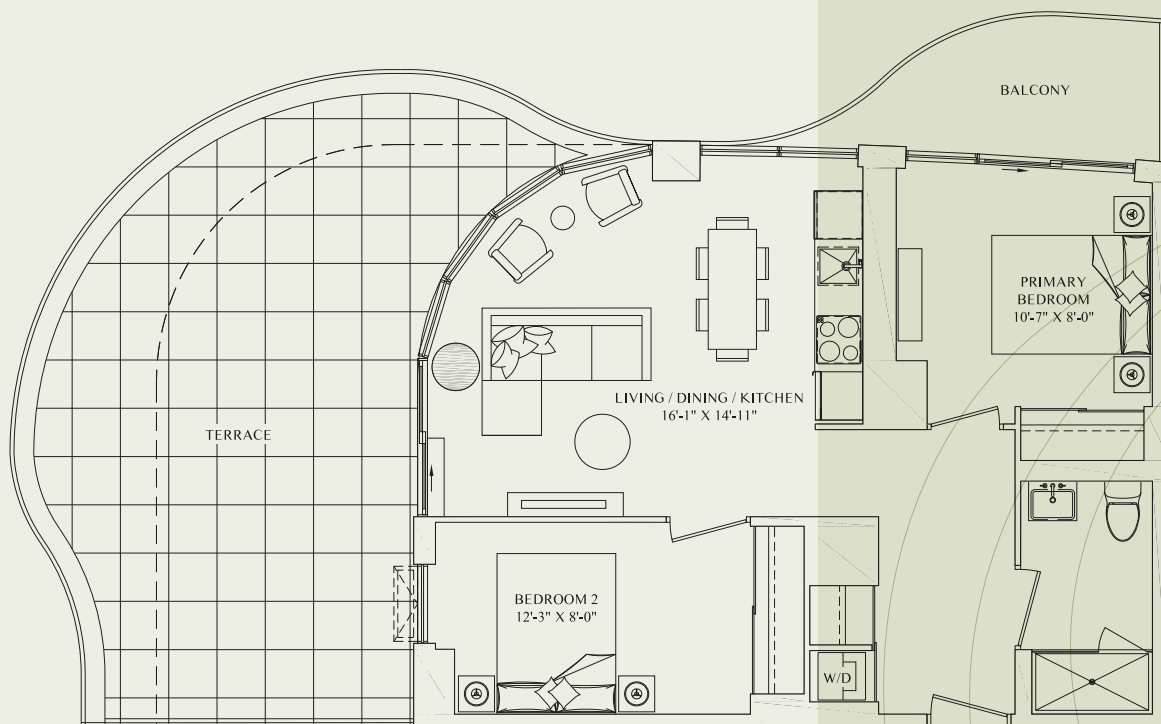
ASPENRIDGE®

Illustrations are not to scale, materials, specifications and floorplans are subject to change without notice. All renderings are artist's concept only. All areas and stated room dimensions are approximate. Actual usable floor space may vary from the stated floor area. Floor area measured in accordance with Tarion warranty corporation. E. & O.E. Balcony sizes and configurations vary depending on floor level locations. October 2023.

LILY

2Z(BF)

SUITE: 713 SQ.FT. | BALCONY: 67 SQ.FT. | TERRACE: 409 SQ.FT.
2 BEDROOMS, 1 BATHROOM
SOUTHWEST FACING



FLOOR FIVE



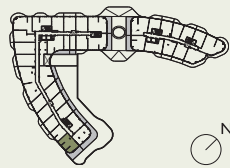
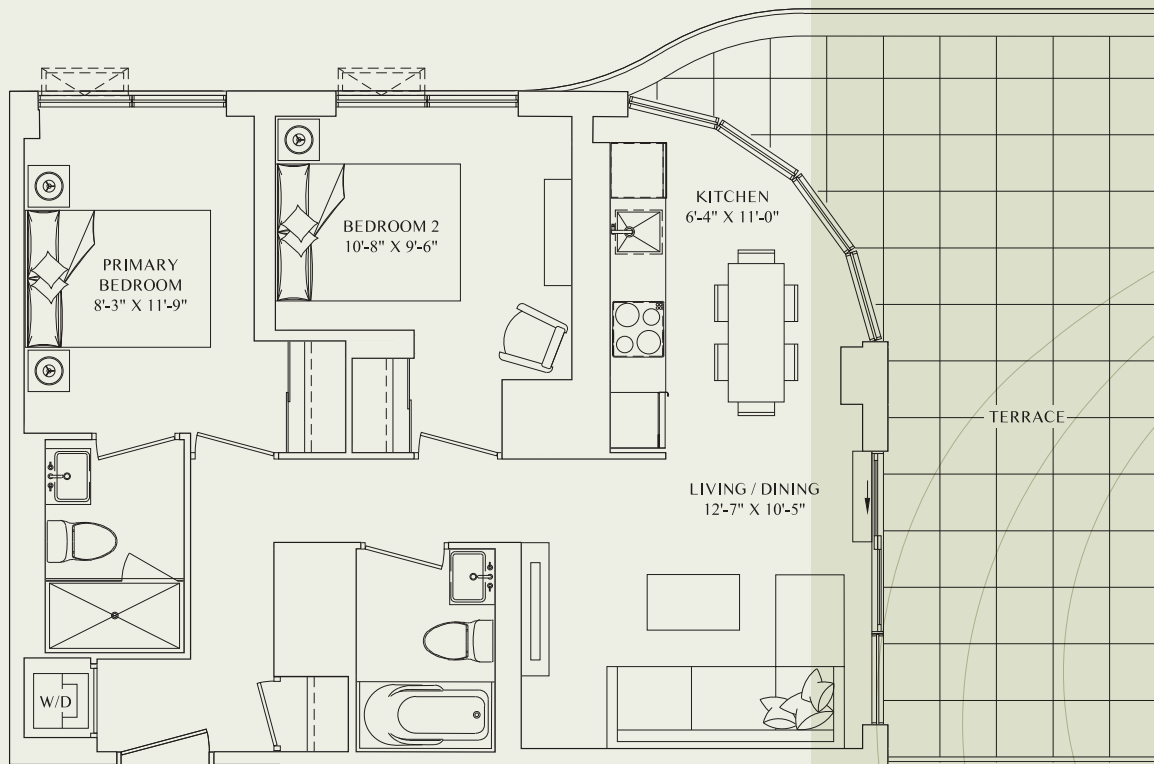
ASPENRIDGE®

Illustrations are not to scale, materials, specifications and floorplans are subject to change without notice. All renderings are artist's concept only. All areas and stated room dimensions are approximate. Actual usable floor space may vary from the stated floor area. Floor area measured in accordance with Tarion warranty corporation. E. & O.E. Balcony sizes and configurations vary depending on floor level locations. October 2023.

LILY

2AB

SUITE: 725 SQ.FT. | TERRACE: 308 SQ.FT.
2 BEDROOMS, 2 BATHROOMS
SOUTHWEST FACING



FLOOR THREE



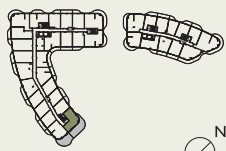
ASPENRIDGE®

Illustrations are not to scale, materials, specifications and floorplans are subject to change without notice. All renderings are artist's concept only. All areas and stated room dimensions are approximate. Actual usable floor space may vary from the stated floor area. Floor area measured in accordance with Tarion warranty corporation. E. & O.E. Balcony sizes and configurations vary depending on floor level locations. October 2023.

LILY

2AC

SUITE: 731 SQ.FT. | TERRACE: 508 SQ.FT.
2 BEDROOMS, 2 BATHROOMS
NORTH FACING



FLOOR FIVE



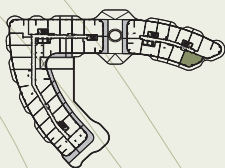
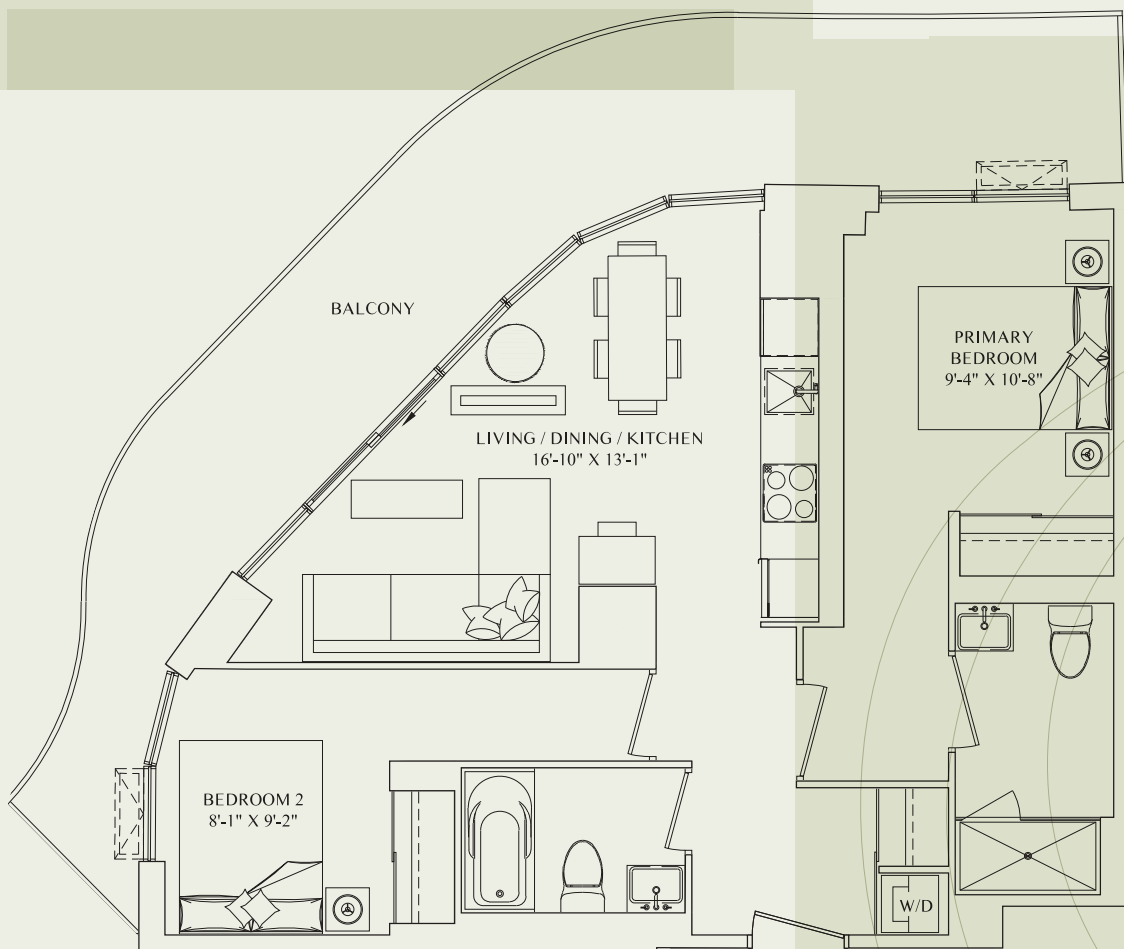
ASPENRIDGE®

Illustrations are not to scale, materials, specifications and floorplans are subject to change without notice. All renderings are artist's concept only. All areas and stated room dimensions are approximate. Actual usable floor space may vary from the stated floor area. Floor area measured in accordance with Tarion warranty corporation. E. & O.E. Balcony sizes and configurations vary depending on floor level locations. October 2023.

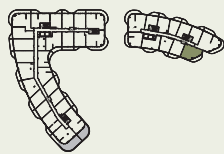
LILY

2AE(BF)

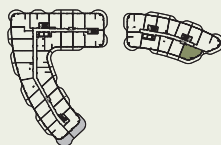
SUITE: 737 SQ.FT. | BALCONY: 123 SQ.FT. | TERRACE: 273 SQ.FT.
2 BEDROOMS, 2 BATHROOMS
SOUTHEAST FACING



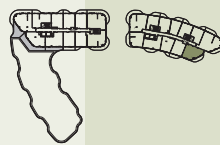
FLOOR THREE



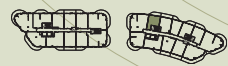
FLOOR FOUR



FLOOR FIVE



FLOOR SIX



FLOOR SEVEN



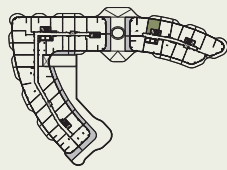
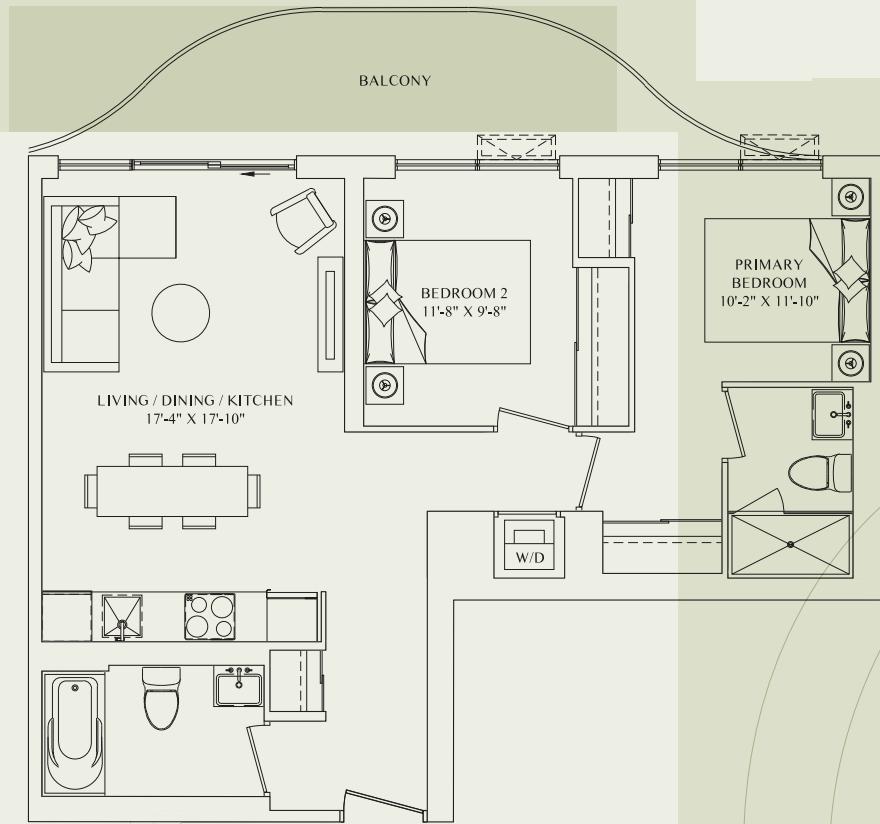
ASPENRIDGE®

Illustrations are not to scale, materials, specifications and floorplans are subject to change without notice. All renderings are artist's concept only. All areas and stated room dimensions are approximate. Actual usable floor space may vary from the stated floor area. Floor area measured in accordance with Tarion warranty corporation. E. & O.E. Balcony sizes and configurations vary depending on floor level locations. October 2023.

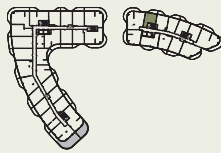
LILY

2AF

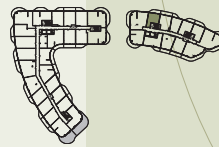
SUITE: 739-759 SQ.FT. | BALCONY: 80-157 SQ.FT.
2 BEDROOMS, 2 BATHROOMS
NORTHWEST FACING



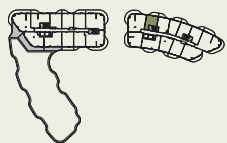
FLOOR THREE



FLOOR FOUR



FLOOR FIVE



FLOOR SIX



FLOOR SEVEN



FLOOR EIGHT



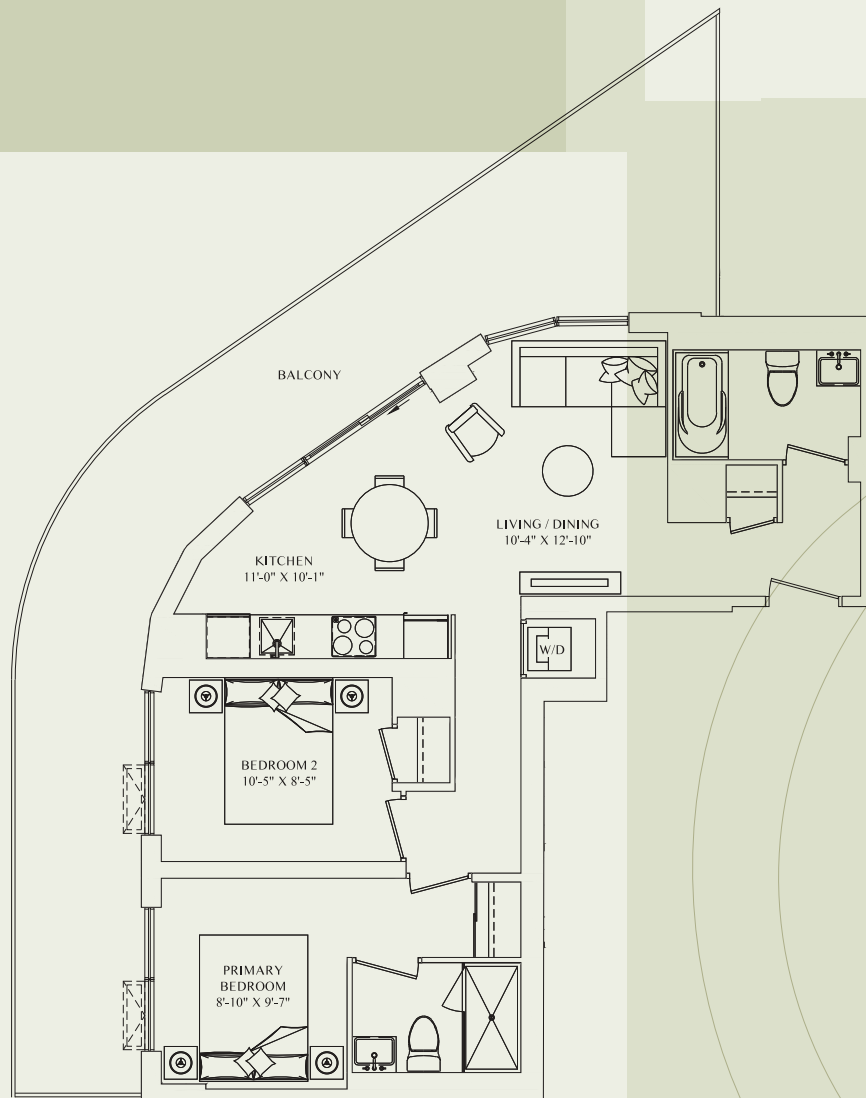
ASPENRIDGE®

Illustrations are not to scale, materials, specifications and floorplans are subject to change without notice. All renderings are artist's concept only. All areas and stated room dimensions are approximate. Actual usable floor space may vary from the stated floor area. Floor area measured in accordance with Tarion warranty corporation. E. & O.E. Balcony sizes and configurations vary depending on floor level locations. October 2023.

LILY

2AG

SUITE: 755 SQ.FT. | BALCONY: 346 SQ.FT. | TERRACE: 386 SQ.FT.
2 BEDROOMS, 2 BATHROOMS
SOUTH FACING



FLOOR EIGHT

FLOOR NINE



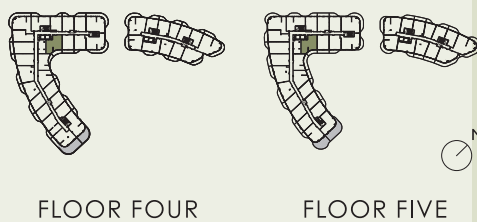
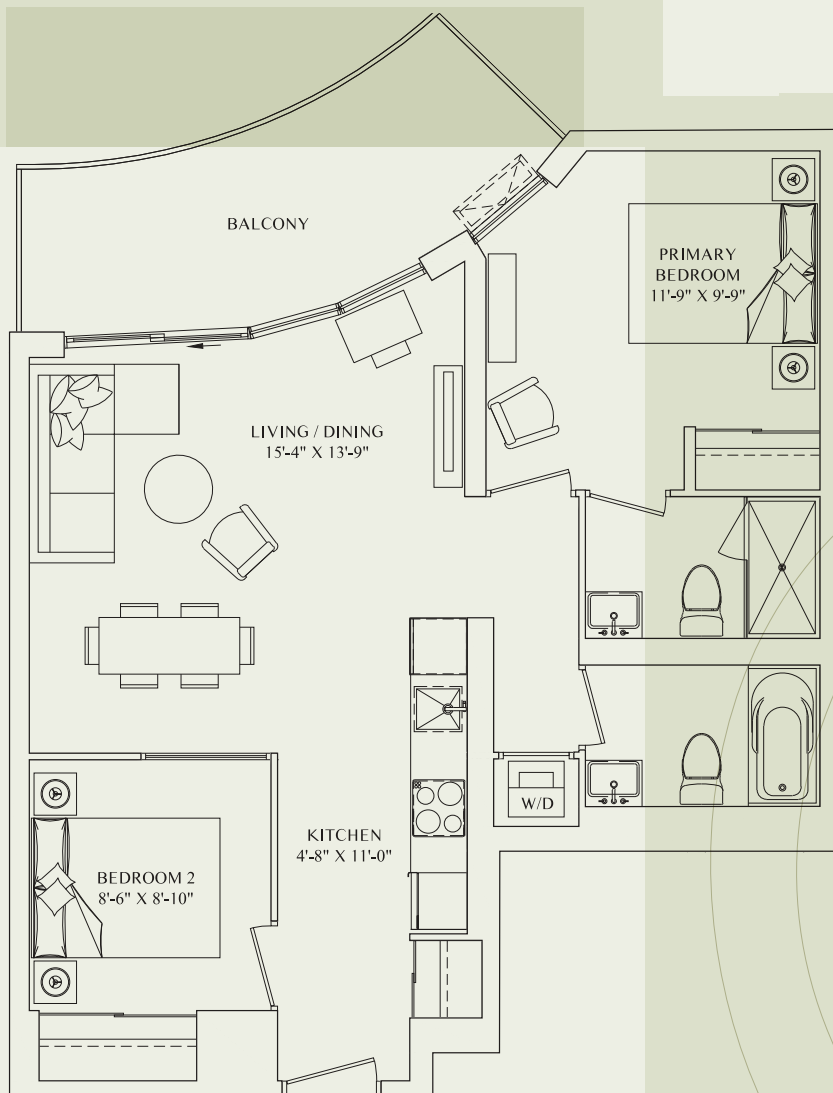
ASPENRIDGE

Illustrations are not to scale, materials, specifications and floorplans are subject to change without notice. All renderings are artist's concept only. All areas and stated room dimensions are approximate. Actual usable floor space may vary from the stated floor area. Floor area measured in accordance with Tarion warranty corporation. E. & O.E. Balcony sizes and configurations vary depending on floor level locations. October 2023.

LILY

2AH

SUITE: 757 SQ.FT. | BALCONY: 111-122 SQ.FT.
2 BEDROOMS, 2 BATHROOMS
EAST FACING

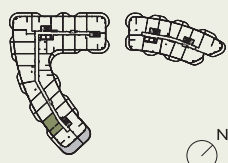
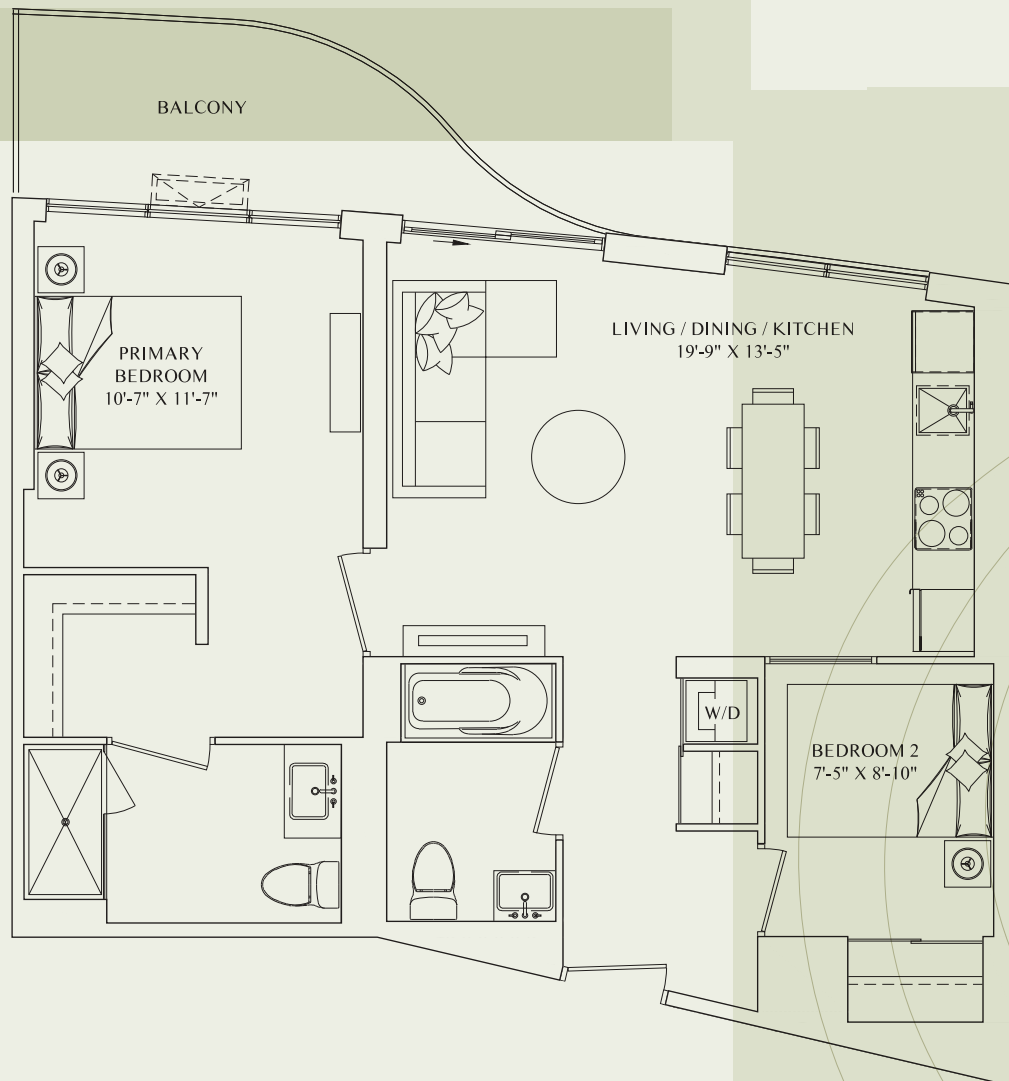


Illustrations are not to scale, materials, specifications and floorplans are subject to change without notice. All renderings are artist's concept only. All areas and stated room dimensions are approximate. Actual usable floor space may vary from the stated floor area. Floor area measured in accordance with Tarion warranty corporation. E. & O.E. Balcony sizes and configurations vary depending on floor level locations. October 2023.

LILY

2AJ(BF)

SUITE: 771 SQ.FT. | BALCONY: 82 SQ.FT.
2 BEDROOMS, 2 BATHROOMS
SOUTH FACING



FLOOR FOUR



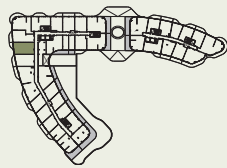
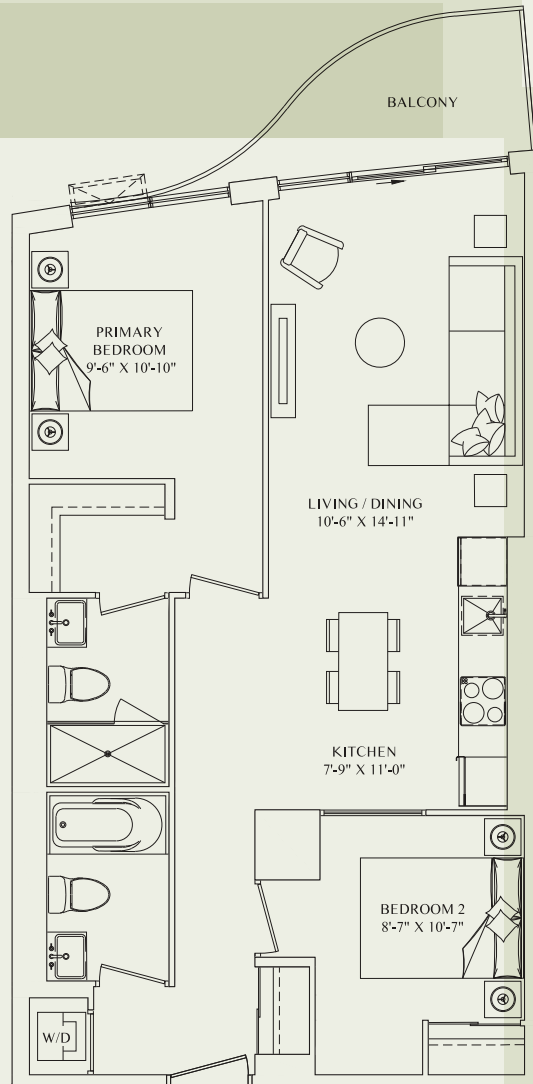
ASPENRIDGE®

Illustrations are not to scale, materials, specifications and floorplans are subject to change without notice. All renderings are artist's concept only. All areas and stated room dimensions are approximate. Actual usable floor space may vary from the stated floor area. Floor area measured in accordance with Tarion warranty corporation. E. & O.E. Balcony sizes and configurations vary depending on floor level locations. October 2023.

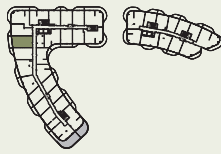
LILY

2AK

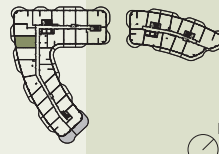
SUITE: 776 SQ.FT. | BALCONY: 57-126 SQ.FT.
2 BEDROOMS, 2 BATHROOMS
SOUTHWEST FACING



FLOOR THREE



FLOOR FOUR



FLOOR FIVE



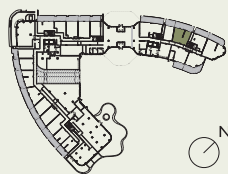
ASPENRIDGE®

Illustrations are not to scale, materials, specifications and floorplans are subject to change without notice. All renderings are artist's concept only. All areas and stated room dimensions are approximate. Actual usable floor space may vary from the stated floor area. Floor area measured in accordance with Tarion warranty corporation. E. & O.E. Balcony sizes and configurations vary depending on floor level locations. October 2023.

LILY

2AL

SUITE: 793 SQ.FT. | TERRACE: 308 SQ.FT.
2 BEDROOMS, 2 BATHROOMS
NORTH FACING



FLOOR ONE



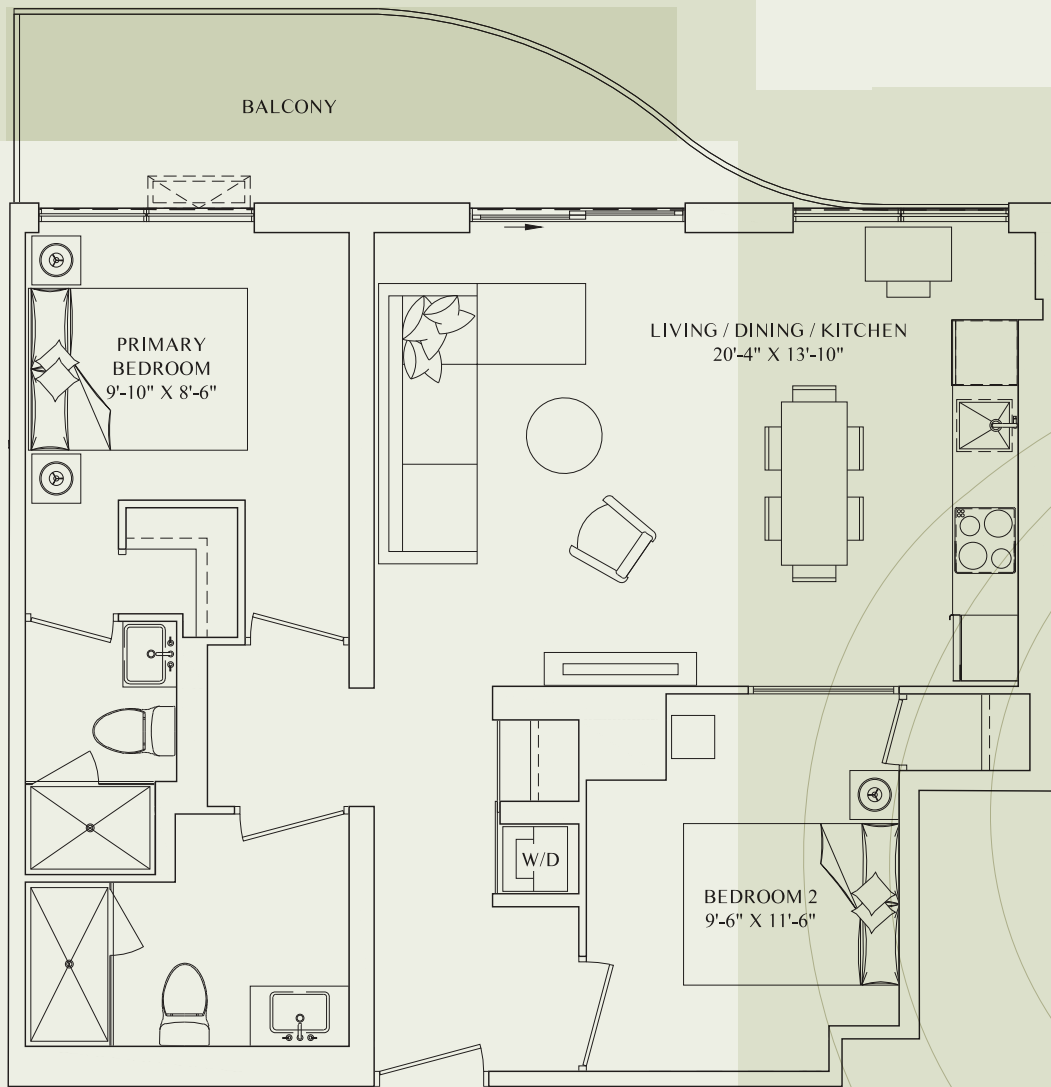
ASPENRIDGE

Illustrations are not to scale, materials, specifications and floorplans are subject to change without notice. All renderings are artist's concept only. All areas and stated room dimensions are approximate. Actual usable floor space may vary from the stated floor area. Floor area measured in accordance with Tarion warranty corporation. E. & O.E. Balcony sizes and configurations vary depending on floor level locations. October 2023.

LILY

2AM(BF)

SUITE: 802 SQ.FT. | BALCONY: 112-186 SQ.FT.
2 BEDROOMS, 2 BATHROOMS
SOUTHEAST FACING



FLOOR EIGHT

FLOOR NINE



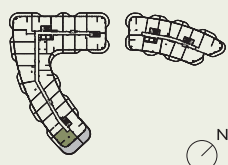
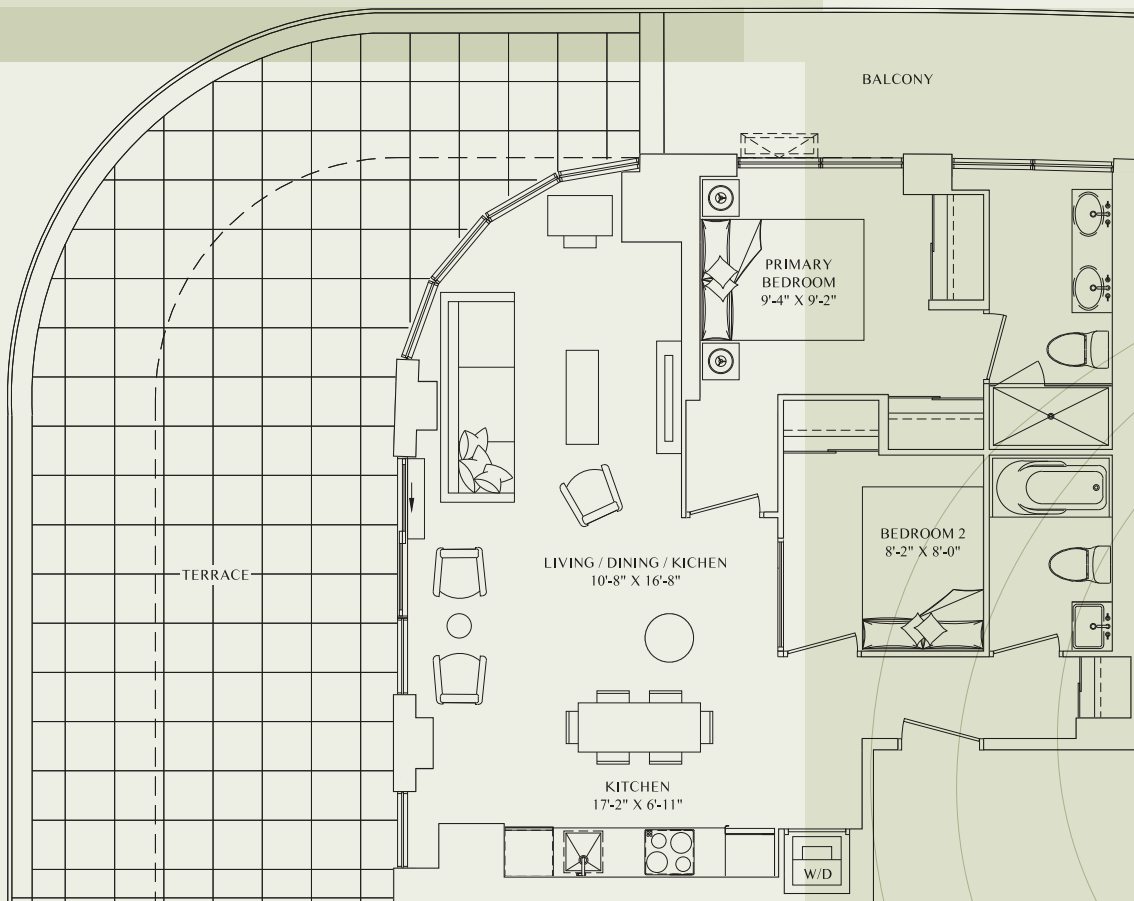
ASPENRIDGE®

Illustrations are not to scale, materials, specifications and floorplans are subject to change without notice. All renderings are artist's concept only. All areas and stated room dimensions are approximate. Actual usable floor space may vary from the stated floor area. Floor area measured in accordance with Tarion warranty corporation. E. & O.E. Balcony sizes and configurations vary depending on floor level locations. October 2023.

LILY

2AN

SUITE: 822 SQ.FT. | BALCONY: 113 SQ.FT. | TERRACE: 590 SQ.FT.
2 BEDROOMS, 2 BATHROOMS
SOUTH FACING



FLOOR FOUR



ASPENRIDGE®

Illustrations are not to scale, materials, specifications and floorplans are subject to change without notice. All renderings are artist's concept only. All areas and stated room dimensions are approximate. Actual usable floor space may vary from the stated floor area. Floor area measured in accordance with Tarion warranty corporation. E. & O.E. Balcony sizes and configurations vary depending on floor level locations. October 2023.

LILY

2AP

SUITE: 828 SQ.FT. | TERRACE: 505 SQ.FT.
2 BEDROOMS, 2 BATHROOMS
NORTHWEST FACING



FLOOR EIGHT



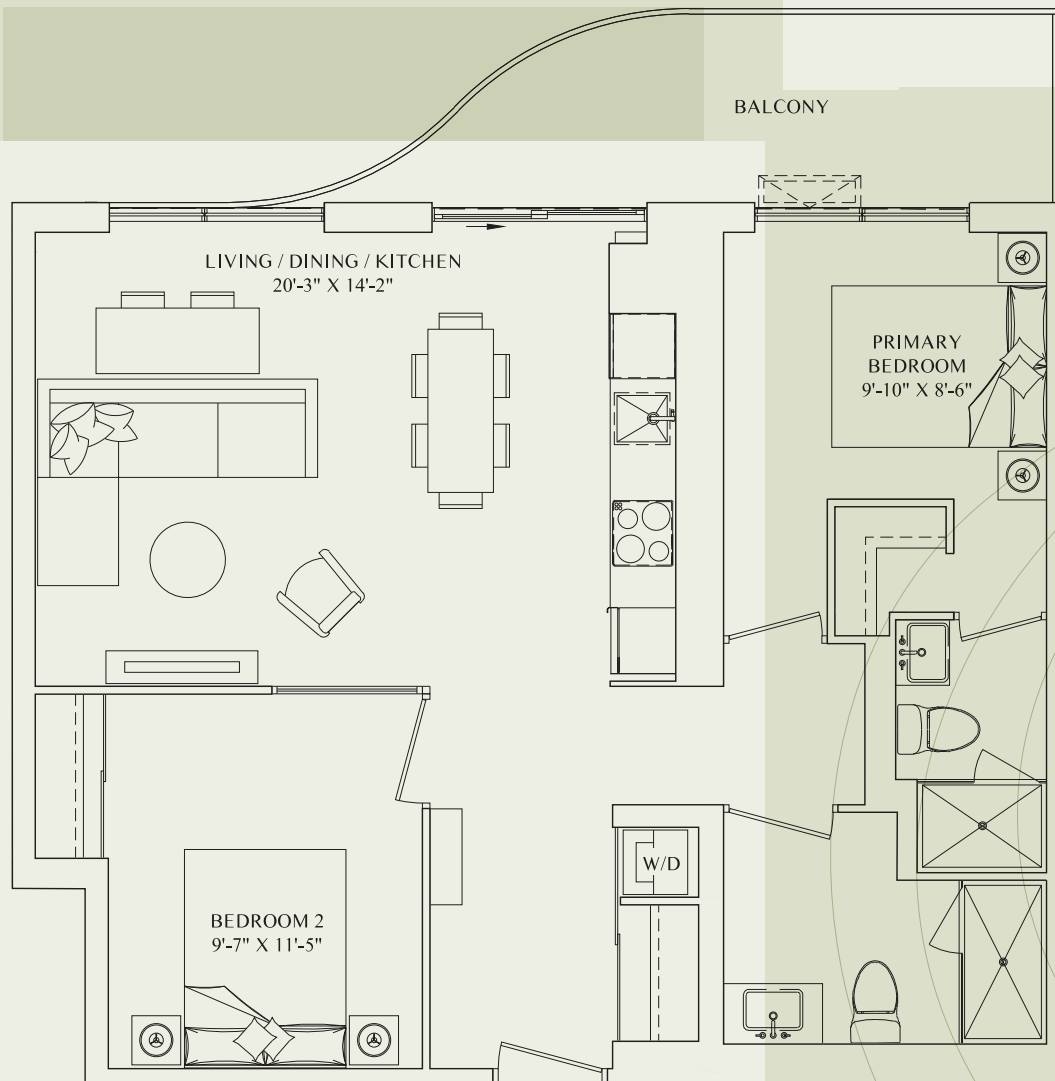
ASPENRIDGE®

Illustrations are not to scale, materials, specifications and floorplans are subject to change without notice. All renderings are artist's concept only. All areas and stated room dimensions are approximate. Actual usable floor space may vary from the stated floor area. Floor area measured in accordance with Tarion warranty corporation. E. & O.E. Balcony sizes and configurations vary depending on floor level locations. October 2023.

LILY

2AQ(BF)

SUITE: 830 SQ.FT. | BALCONY: 108-186 SQ.FT.
2 BEDROOMS, 2 BATHROOMS
SOUTHEAST FACING



FLOOR EIGHT

FLOOR NINE



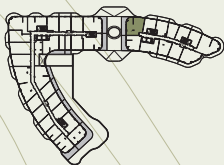
ASPENRIDGE®

Illustrations are not to scale, materials, specifications and floorplans are subject to change without notice. All renderings are artist's concept only. All areas and stated room dimensions are approximate. Actual usable floor space may vary from the stated floor area. Floor area measured in accordance with Tarion warranty corporation. E. & O.E. Balcony sizes and configurations vary depending on floor level locations. October 2023.

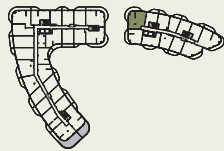
LILY

2AR

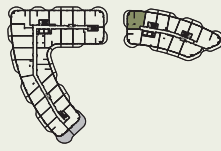
SUITE: 932 SQ.FT. | BALCONY/TERRACE: 165-281 SQ.FT.
2 BEDROOMS, 2 BATHROOMS
NORTHWEST FACING



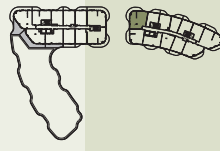
FLOOR THREE



FLOOR FOUR



FLOOR FIVE



FLOOR SIX



FLOOR SEVEN



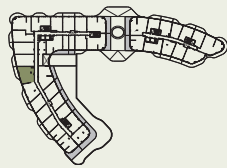
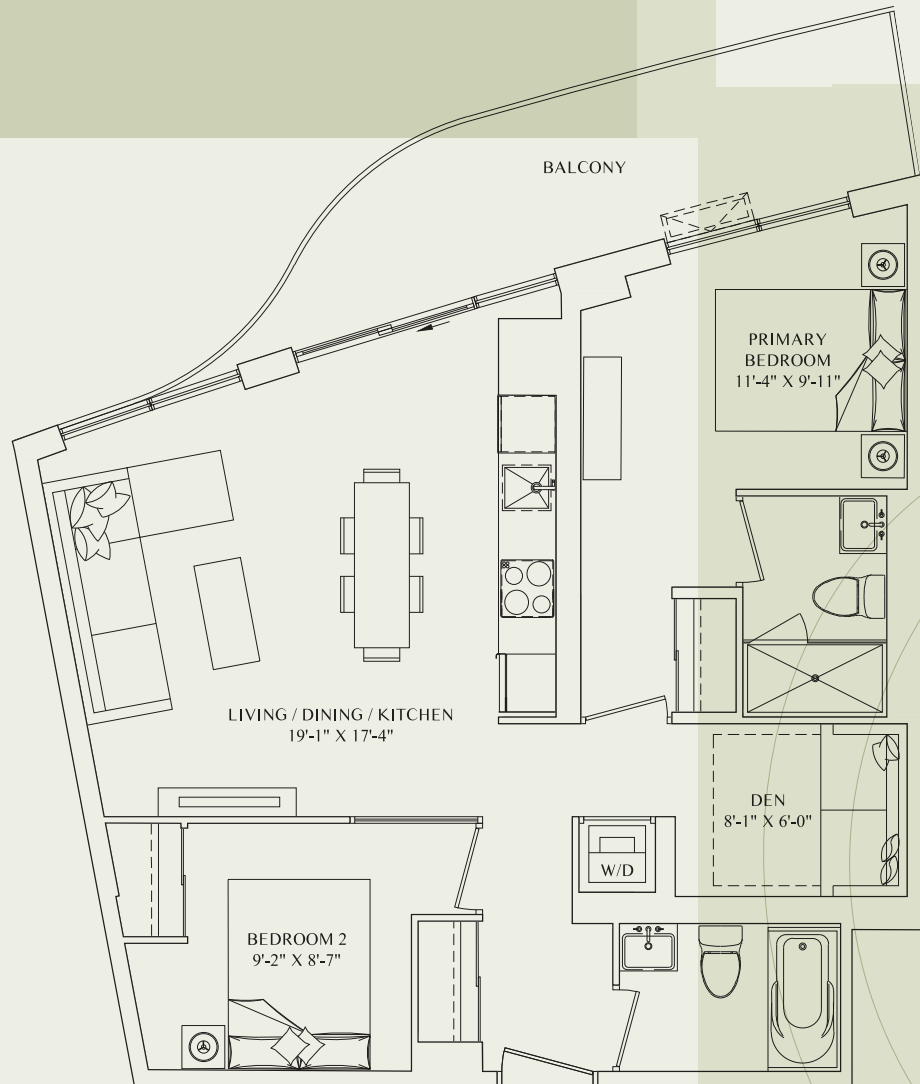
ASPENRIDGE®

Illustrations are not to scale, materials, specifications and floorplans are subject to change without notice. All renderings are artist's concept only. All areas and stated room dimensions are approximate. Actual usable floor space may vary from the stated floor area. Floor area measured in accordance with Tarion warranty corporation. E. & O.E. Balcony sizes and configurations vary depending on floor level locations. October 2023.

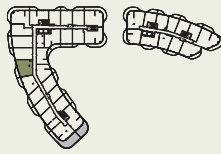
LILY

2A-D

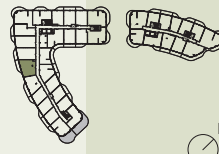
SUITE: 785 SQ.FT. | BALCONY: 103-128 SQ.FT.
2 BEDROOMS + DEN, 2 BATHROOMS
SOUTHWEST FACING



FLOOR THREE



FLOOR FOUR



FLOOR FIVE



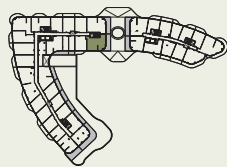
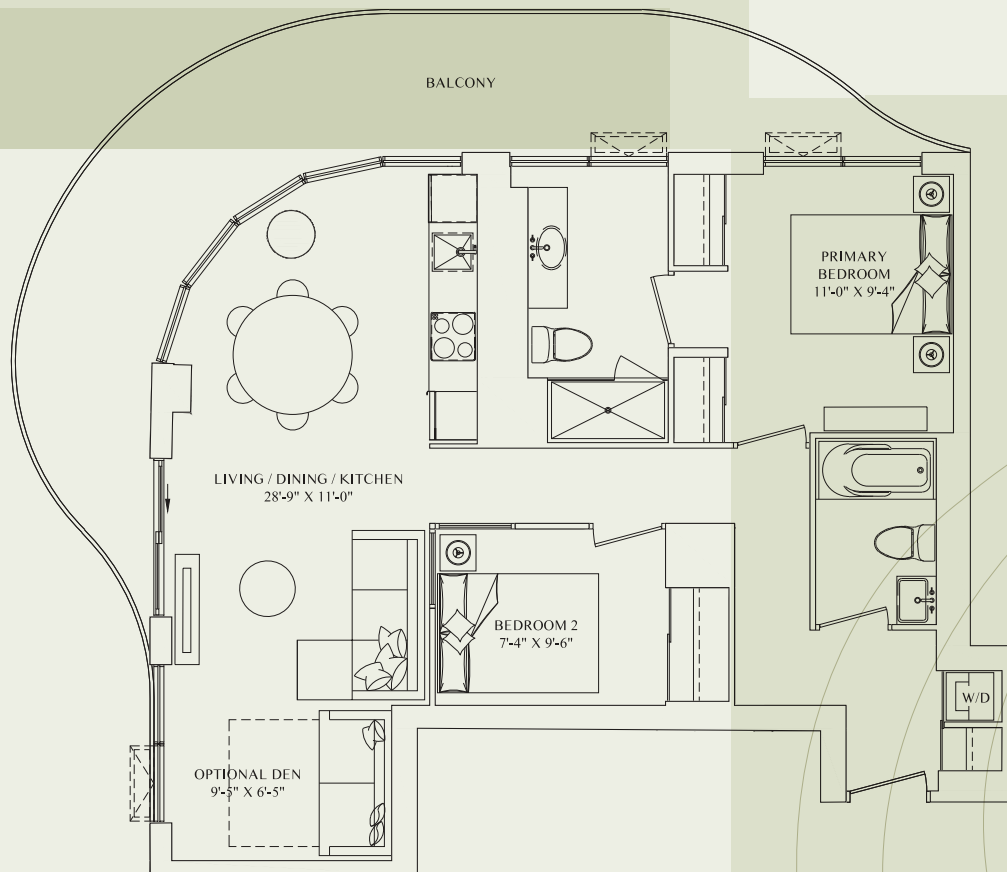
ASPENRIDGE®

Illustrations are not to scale, materials, specifications and floorplans are subject to change without notice. All renderings are artist's concept only. All areas and stated room dimensions are approximate. Actual usable floor space may vary from the stated floor area. Floor area measured in accordance with Tarion warranty corporation. E. & O.E. Balcony sizes and configurations vary depending on floor level locations. October 2023.

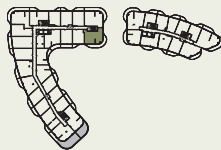
LILY

2B-D

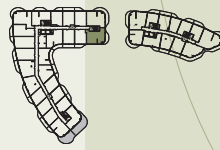
SUITE: 866 SQ.FT. | BALCONY/TERRACE: 121-376 SQ.FT.
2 BEDROOMS + DEN, 2 BATHROOMS
SOUTHEAST FACING



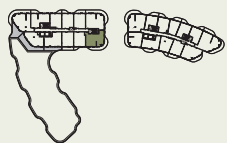
FLOOR THREE



FLOOR FOUR



FLOOR FIVE



FLOOR SIX



FLOOR SEVEN



FLOOR NINE



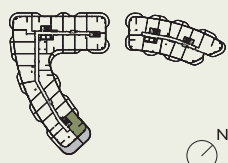
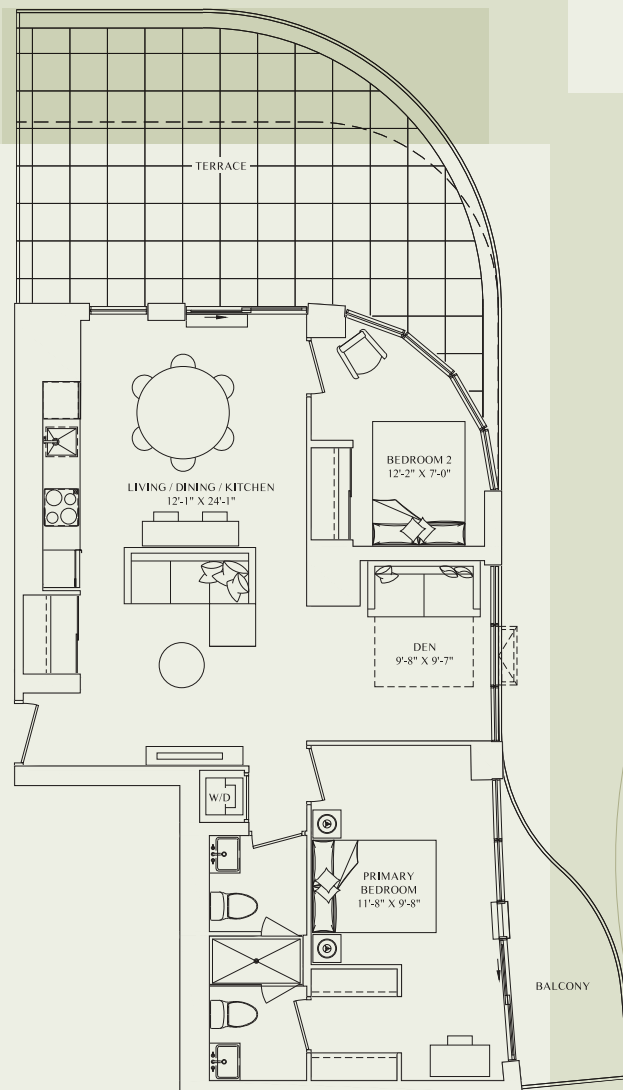
ASPENRIDGE®

Illustrations are not to scale, materials, specifications and floorplans are subject to change without notice. All renderings are artist's concept only. All areas and stated room dimensions are approximate. Actual usable floor space may vary from the stated floor area. Floor area measured in accordance with Tarion warranty corporation. E. & O.E. Balcony sizes and configurations vary depending on floor level locations. October 2023.

LILY

2C-D

SUITE: 916 SQ.FT. | BALCONY: 68 SQ.FT. | TERRACE: 368 SQ.FT.
2 BEDROOMS + DEN, 2 BATHROOMS
NORTH FACING



FLOOR FOUR



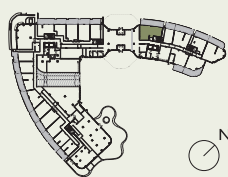
ASPENRIDGE®

Illustrations are not to scale, materials, specifications and floorplans are subject to change without notice. All renderings are artist's concept only. All areas and stated room dimensions are approximate. Actual usable floor space may vary from the stated floor area. Floor area measured in accordance with Tarion warranty corporation. E. & O.E. Balcony sizes and configurations vary depending on floor level locations. October 2023.

LILY

2D-D

SUITE: 944 SQ.FT. | TERRACE: 371 SQ.FT.
2 BEDROOMS + DEN, 2 BATHROOMS
NORTHWEST FACING



FLOOR ONE



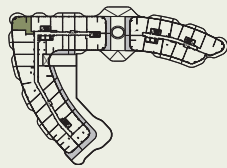
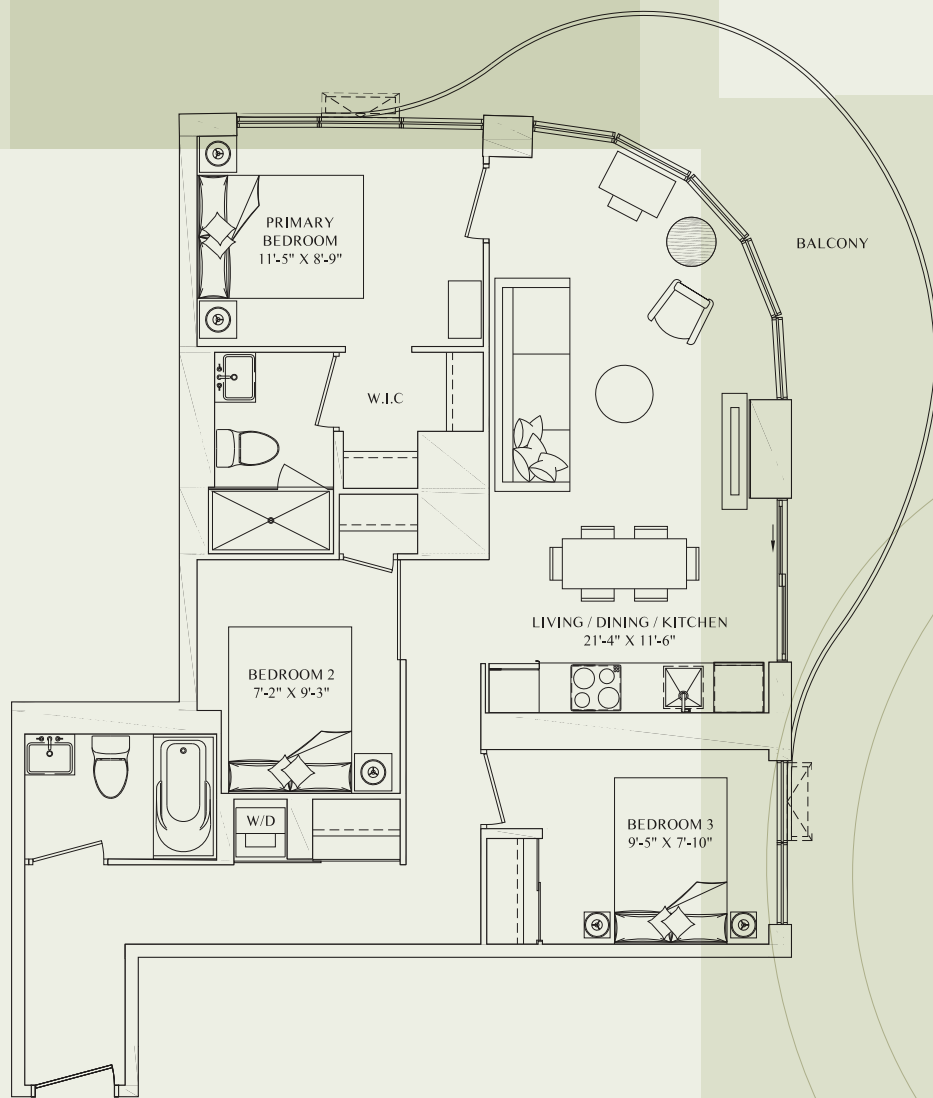
ASPENRIDGE®

Illustrations are not to scale, materials, specifications and floorplans are subject to change without notice. All renderings are artist's concept only. All areas and stated room dimensions are approximate. Actual usable floor space may vary from the stated floor area. Floor area measured in accordance with Tarion warranty corporation. E. & O.E. Balcony sizes and configurations vary depending on floor level locations. October 2023.

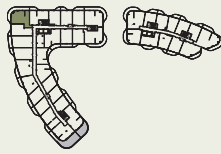
LILY

3A

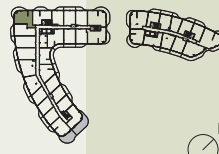
SUITE: 870 SQ.FT. | BALCONY: 169-311 SQ.FT.
3 BEDROOMS, 2 BATHROOMS
WEST FACING



FLOOR THREE



FLOOR FOUR



FLOOR FIVE



ASPENRIDGE®

Illustrations are not to scale, materials, specifications and floorplans are subject to change without notice. All renderings are artist's concept only. All areas and stated room dimensions are approximate. Actual usable floor space may vary from the stated floor area. Floor area measured in accordance with Tarion warranty corporation. E. & O.E. Balcony sizes and configurations vary depending on floor level locations. October 2023.

LILY

3B

SUITE: 883 SQ.FT. | BALCONY: 138 SQ.FT. | TERRACE: 354 SQ.FT.
3 BEDROOMS, 2 BATHROOMS
SOUTH FACING



FLOOR EIGHT

FLOOR NINE



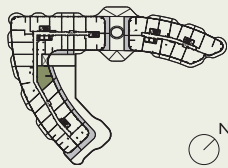
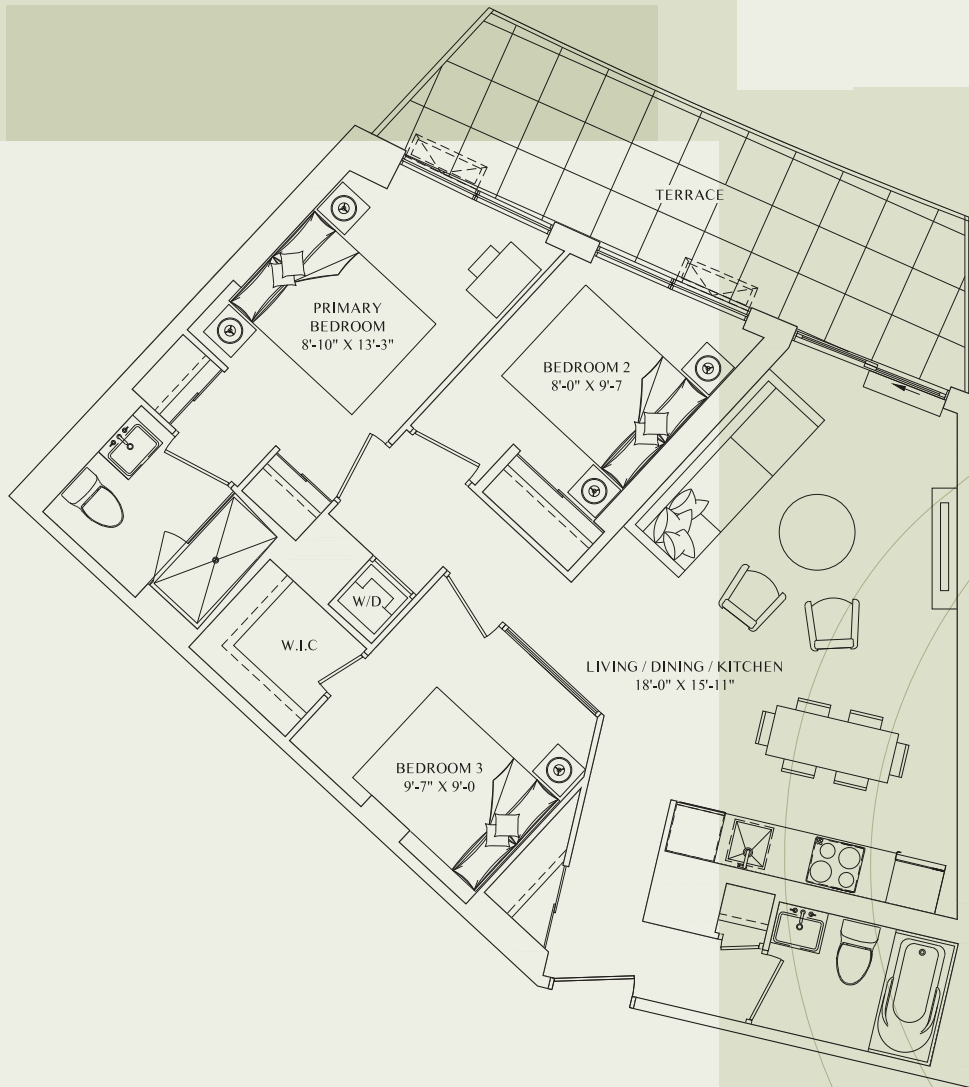
ASPENRIDGE

Illustrations are not to scale, materials, specifications and floorplans are subject to change without notice. All renderings are artist's concept only. All areas and stated room dimensions are approximate. Actual usable floor space may vary from the stated floor area. Floor area measured in accordance with Tarion warranty corporation. E. & O.E. Balcony sizes and configurations vary depending on floor level locations. October 2023.

LILY

3C

SUITE: 890 SQ.FT. | TERRACE: 152 SQ.FT.
3 BEDROOMS, 2 BATHROOMS
NORTHWEST FACING



FLOOR THREE



ASPENRIDGE

Illustrations are not to scale, materials, specifications and floorplans are subject to change without notice. All renderings are artist's concept only. All areas and stated room dimensions are approximate. Actual usable floor space may vary from the stated floor area. Floor area measured in accordance with Tarion warranty corporation. E. & O.E. Balcony sizes and configurations vary depending on floor level locations. October 2023.

LILY

3D

SUITE: 914 SQ.FT. | BALCONY: 517 SQ.FT. | TERRACE: 1049 SQ.FT.
3 BEDROOMS, 2 BATHROOMS
NORTH FACING



FLOOR EIGHT

FLOOR NINE



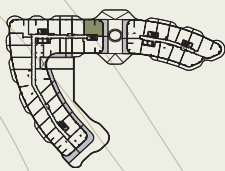
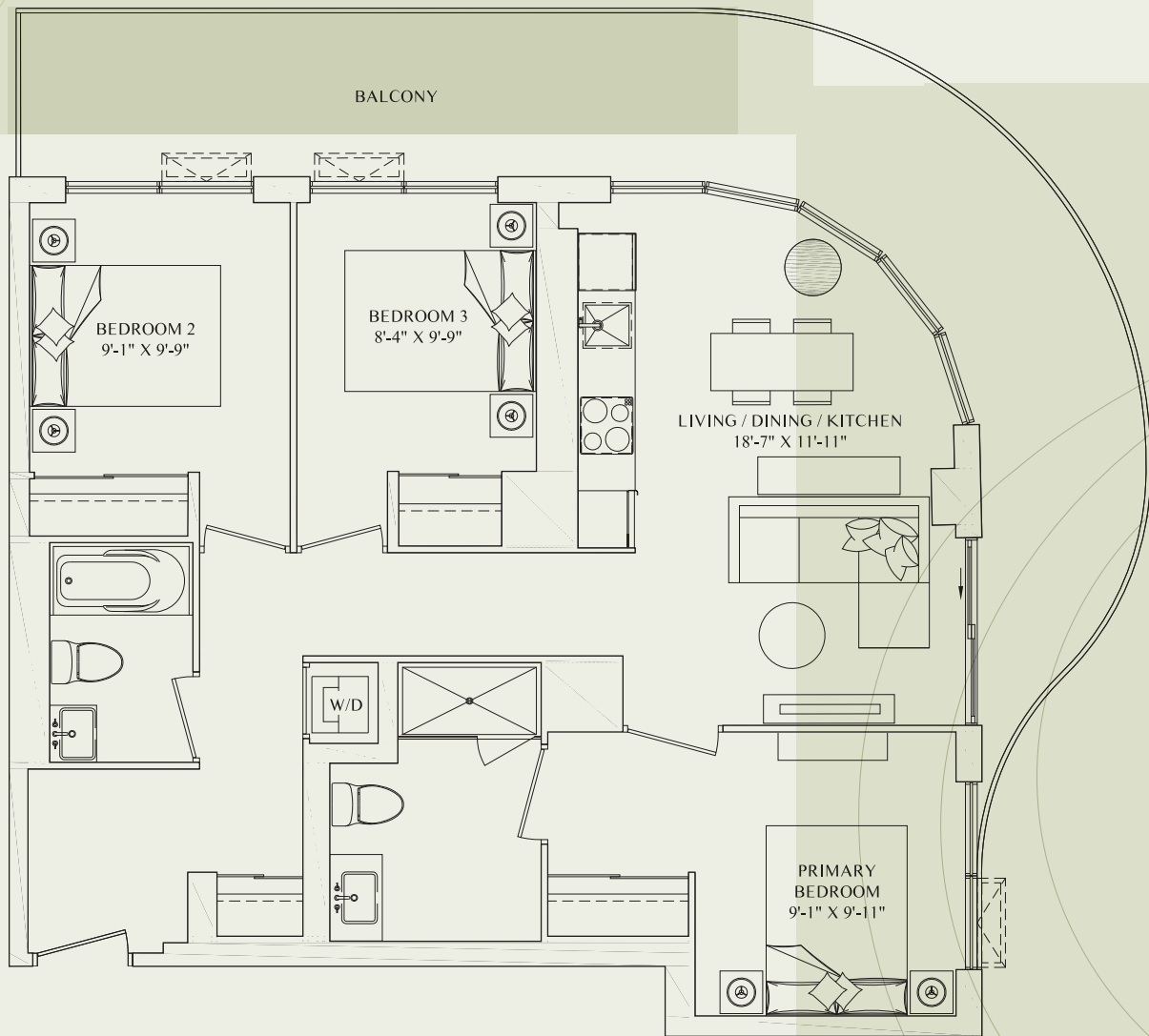
ASPENRIDGE®

Illustrations are not to scale, materials, specifications and floorplans are subject to change without notice. All renderings are artist's concept only. All areas and stated room dimensions are approximate. Actual usable floor space may vary from the stated floor area. Floor area measured in accordance with Tarion warranty corporation. E. & O.E. Balcony sizes and configurations vary depending on floor level locations. October 2023.

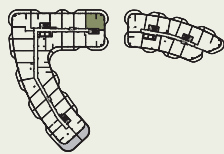
LILY

3E(BF)

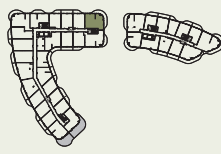
SUITE: 920 SQ.FT. | BALCONY/TERRACE: 253-300 SQ.FT.
3 BEDROOMS, 2 BATHROOMS
NORTHWEST FACING



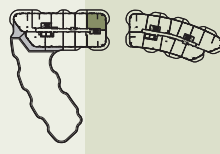
FLOOR THREE



FLOOR FOUR



FLOOR FIVE



FLOOR SIX



FLOOR SEVEN



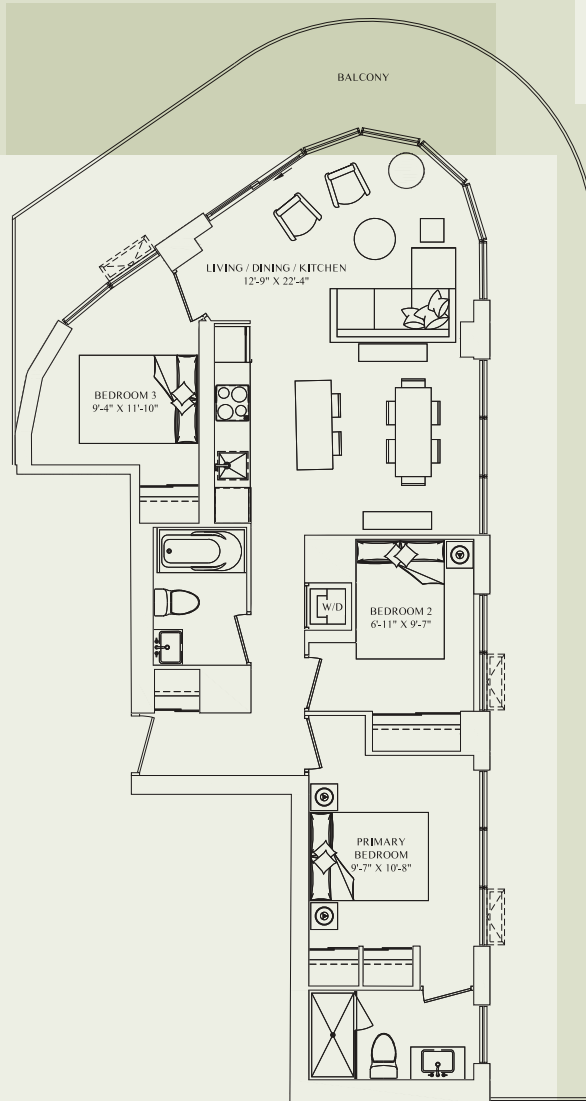
ASPENRIDGE®

Illustrations are not to scale, materials, specifications and floorplans are subject to change without notice. All renderings are artist's concept only. All areas and stated room dimensions are approximate. Actual usable floor space may vary from the stated floor area. Floor area measured in accordance with Tarion warranty corporation. E. & O.E. Balcony sizes and configurations vary depending on floor level locations. October 2023.

LILY

3F

SUITE: 926 SQ.FT. | BALCONY: 519 SQ.FT. | TERRACE: 1123 SQ.FT.
3 BEDROOMS, 2 BATHROOMS
WEST FACING



FLOOR EIGHT

FLOOR NINE



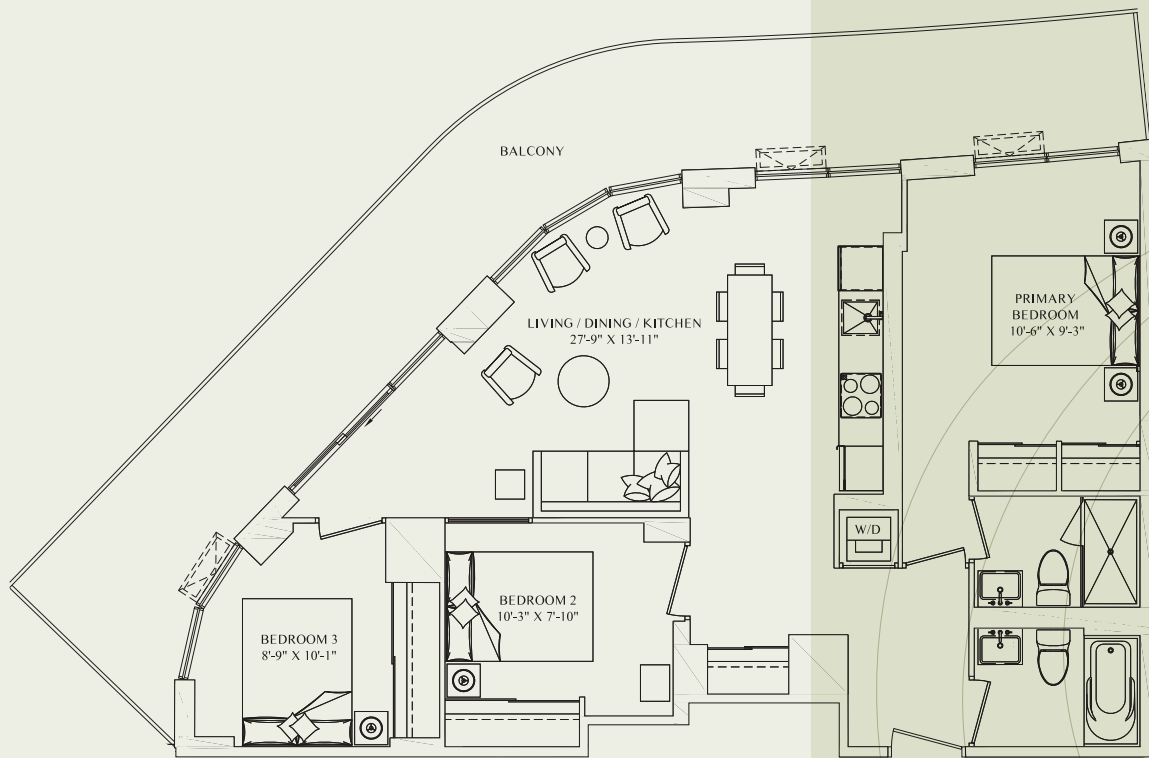
ASPENRIDGE®

Illustrations are not to scale, materials, specifications and floorplans are subject to change without notice. All renderings are artist's concept only. All areas and stated room dimensions are approximate. Actual usable floor space may vary from the stated floor area. Floor area measured in accordance with Tarion warranty corporation. E. & O.E. Balcony sizes and configurations vary depending on floor level locations. October 2023.

LILY

3G

SUITE: 950 SQ.FT. | BALCONY: 361 SQ.FT. | TERRACE: 549 SQ.FT.
3 BEDROOMS, 2 BATHROOMS
SOUTH FACING



FLOOR EIGHT

FLOOR NINE



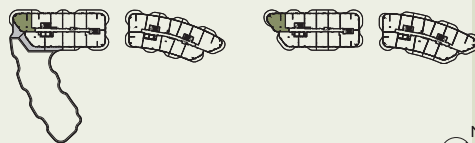
ASPENRIDGE

Illustrations are not to scale, materials, specifications and floorplans are subject to change without notice. All renderings are artist's concept only. All areas and stated room dimensions are approximate. Actual usable floor space may vary from the stated floor area. Floor area measured in accordance with Tarion warranty corporation. E. & O.E. Balcony sizes and configurations vary depending on floor level locations. October 2023.

LILY

3H

SUITE: 952 SQ.FT. | BALCONY/TERRACE: 213-344 SQ.FT.
3 BEDROOMS, 2 BATHROOMS
WEST FACING



FLOOR SIX

FLOOR SEVEN



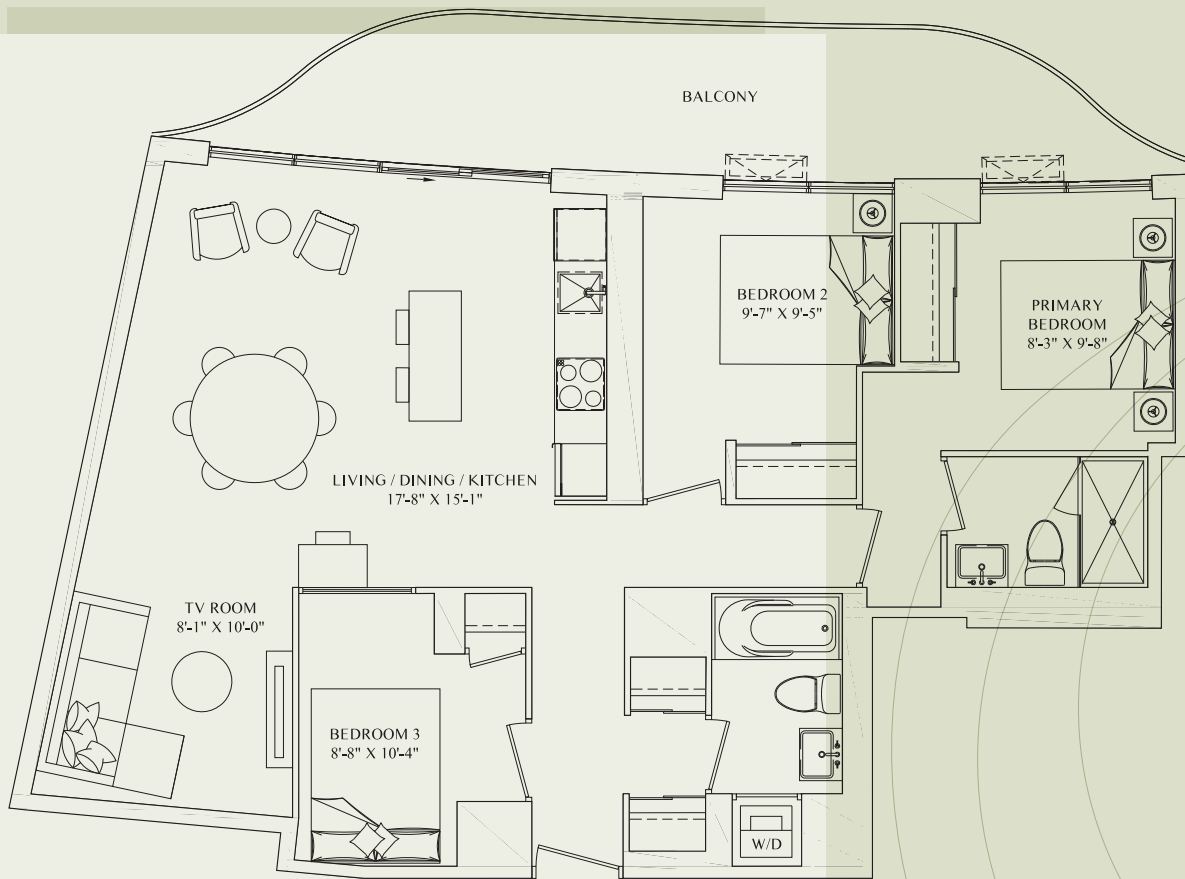
ASPENRIDGE

Illustrations are not to scale, materials, specifications and floorplans are subject to change without notice. All renderings are artist's concept only. All areas and stated room dimensions are approximate. Actual usable floor space may vary from the stated floor area. Floor area measured in accordance with Tarion warranty corporation. E. & O.E. Balcony sizes and configurations vary depending on floor level locations. October 2023.

LILY

3J

SUITE: 992 SQ.FT. | BALCONY/TERRACE: 168-228 SQ.FT.
3 BEDROOMS, 2 BATHROOMS
SOUTHEAST FACING



FLOOR EIGHT

FLOOR NINE



ASPENRIDGE®

Illustrations are not to scale, materials, specifications and floorplans are subject to change without notice. All renderings are artist's concept only. All areas and stated room dimensions are approximate. Actual usable floor space may vary from the stated floor area. Floor area measured in accordance with Tarion warranty corporation. E. & O.E. Balcony sizes and configurations vary depending on floor level locations. October 2023.

LILY

3K

SUITE: 995 SQ.FT. | BALCONY: 480 SQ.FT.
3 BEDROOMS, 2 BATHROOMS
WEST FACING



FLOOR NINE



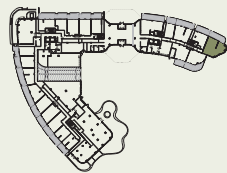
ASPENRIDGE®

Illustrations are not to scale, materials, specifications and floorplans are subject to change without notice. All renderings are artist's concept only. All areas and stated room dimensions are approximate. Actual usable floor space may vary from the stated floor area. Floor area measured in accordance with Tarion warranty corporation. E. & O.E. Balcony sizes and configurations vary depending on floor level locations. October 2023.

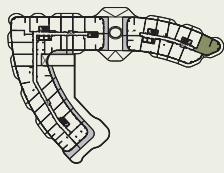
LILY

3L

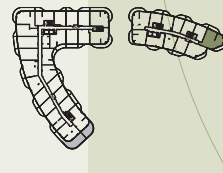
SUITE: 1070 SQ.FT. | BALCONY/TERRACE: 327-351 SQ.FT.
3 BEDROOMS, 2 BATHROOMS
NORTH FACING



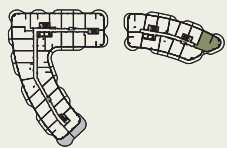
FLOOR ONE



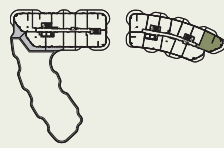
FLOOR THREE



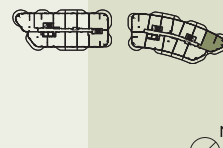
FLOOR FOUR



FLOOR FIVE



FLOOR SIX



FLOOR SEVEN



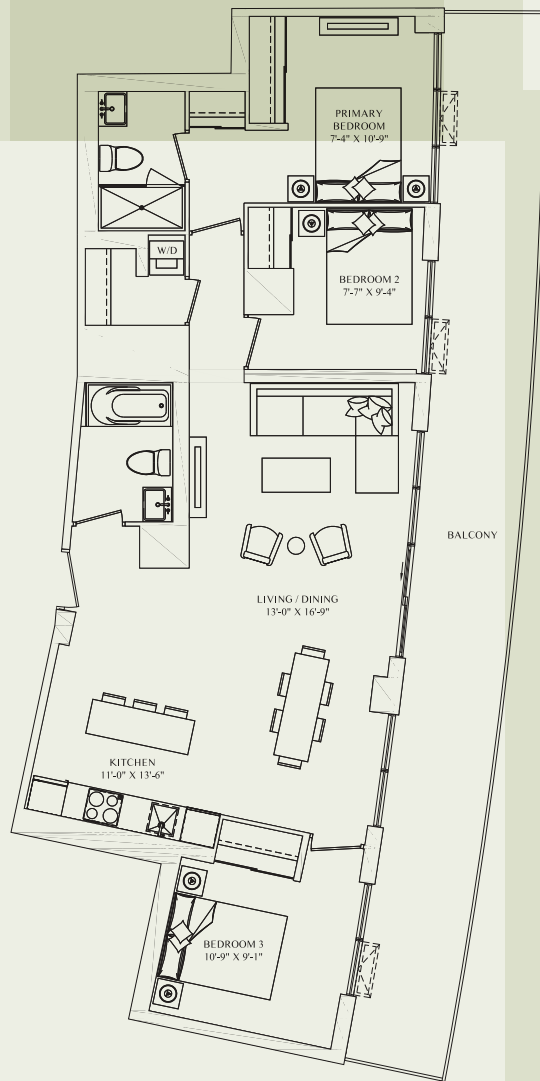
ASPENRIDGE®

Illustrations are not to scale, materials, specifications and floorplans are subject to change without notice. All renderings are artist's concept only. All areas and stated room dimensions are approximate. Actual usable floor space may vary from the stated floor area. Floor area measured in accordance with Tarion warranty corporation. E. & O.E. Balcony sizes and configurations vary depending on floor level locations. October 2023.

LILY

3M

SUITE: 1088 SQ.FT. | BALCONY: 362 SQ.FT.
3 BEDROOMS, 2 BATHROOMS
NORTHWEST FACING



FLOOR NINE



ASPENRIDGE

Illustrations are not to scale, materials, specifications and floorplans are subject to change without notice. All renderings are artist's concept only. All areas and stated room dimensions are approximate. Actual usable floor space may vary from the stated floor area. Floor area measured in accordance with Tarion warranty corporation. E. & O.E. Balcony sizes and configurations vary depending on floor level locations. October 2023.